



The Judiciary

Fiscal Year 2020

Congressional Budget Summary



PREPARED BY
THE ADMINISTRATIVE OFFICE OF THE U.S. COURTS
WASHINGTON, DC
February 2019

PAGE INTENTIONALLY LEFT BLANK

Foreword

Overview

The Judiciary's fiscal year (FY) 2020 discretionary budget request of \$7.6 billion is a 4.9 percent increase over the Judiciary's FY 2019 assumed appropriation of \$7.3 billion. The Judiciary's FY 2020 request also includes \$669.8 million in mandatory appropriations. In the absence of enacted full year FY 2019 appropriations, the Judiciary made funding assumptions to construct its FY 2020 budget request. The FY 2019 funding levels assume that Congress will provide a full-year discretionary appropriation for the Courts of Appeals, District Courts, and Other Judicial Services Salaries and Expenses account that is 1.1 percent above the FY 2018 enacted level and at or near the requested levels for the Defender Services, Court Security and Fees of Jurors and Commissioners accounts. After final FY 2019 appropriations are enacted, the Judiciary will update its FY 2020 request and apprise the Appropriations Committees of changes to the request level.

The Judicial Conference is grateful for the support that Congress has shown the Judiciary during the last several fiscal years. The Conference is hopeful that Congress will continue to provide sufficient resources to the Judiciary in FY 2019 and FY 2020. During the recent partial government shutdown, the Judiciary worked diligently to utilize fees from court filings and available balances in no-year accounts to keep the Judicial Branch open for business. While the Judiciary was able to use this budgetary flexibility to continue operations, the Judicial Branch remains concerned about the adverse impact on the public's access to the courts and the harm to judicial employees if a future lapse in appropriations occurs and available funding is exhausted. The Judiciary must ensure that the courts continue to provide citizens with all the judicial services that they need and deserve. Our constitutional system of government, with separation of powers and checks and balances, can only function as intended if the Judicial Branch is funded adequately. The Judiciary's discretionary request of \$7.6 billion is necessary to fulfill its constitutional duties in FY 2020.

Fiscal Year 2019 Priorities

The FY 2019 assumed levels will fund FY 2019 pay and non-pay adjustments to base and other Judiciary priorities. For the courts' Salaries and Expenses account, the FY 2019 assumed funding level will fund ongoing cybersecurity requirements, additional resources for ongoing courthouse construction projects, and the funding needed to shift some previously fee-funded Electronic Public Access requirements to this account, consistent with a March 2018 federal court ruling.

The FY 2019 assumed level for the Defender Services account will fund all projected panel attorney payments and the continued implementation of the federal defender organization staffing formula. The Judiciary is grateful to Congress for providing a \$6 above-inflation increase to the non-capital panel attorney hourly rate in FY 2018, resulting in a new rate of \$140 per hour for work performed on or after March 23, 2018. In 2019, the assumed hourly rate is \$142, which is \$7 below the statutory maximum rate of \$149 per hour. Achieving progress toward the statutory maximum will be instrumental in attracting and retaining qualified and experienced attorneys willing to provide Criminal Justice Act representation.

The FY 2019 assumed level for the Court Security account will fund the continued implementation of the physical access control systems replacement plan, security infrastructure for ongoing courthouse construction projects, and the continuation of the phased implementation of the revised court security officer staffing standards.

The FY 2019 assumed level for the Fees of Jurors and Commissioners account will fund petit and grand juror requirements for FY 2019. The Judiciary appreciates that Congress increased the daily juror attendance fee from \$40 to \$50 in FY 2018. This increase helps to offset some of the financial burden imposed by jury service, particularly on the approximately 40 percent of private sector workers whose employers do not provide paid leave for jury duty.

Fiscal Year 2020 Budget Request

The FY 2020 budget request will maintain current services across the Judiciary, sustain progress on several ongoing initiatives, and fund a number of new priority investments in judicial operations and infrastructure.

For the courts' Salaries and Expenses account, the Judiciary requests \$5.4 billion, an increase of \$230 million (4.5 percent) in discretionary appropriations over the FY 2019 assumed level. This request funds current services, as well as a number of critical new investments, including six additional full-time magistrate judges, required infrastructure associated with ongoing courthouse construction projects, and the replacement of two critical information technology systems involving financial disclosure reporting and personnel/payroll projections. The request includes court support staffing requirements in FY 2020 to support projected workload.

For the Defender Services account, the Judiciary requests \$1.2 billion, an increase of \$77.2 million (6.7 percent) over the FY 2019 assumed level. This request includes sufficient funding to continue implementation of the federal defender organization staffing formula and to support projected panel attorney representations in FY 2020. The request also includes a \$7 per hour above-inflation increase to the non-capital panel attorney hourly rate (from \$142 per hour to \$149 per hour). With this proposed increase, the non-capital panel attorney hourly rate would be at the projected statutory maximum. Finally, this request includes additional positions for

program oversight and training, as well as funding for necessary information technology upgrades.

For the Court Security account, the Judiciary requests \$641.3 million, an increase of \$34.0 million (5.6 percent) over the assumed FY 2019 level. The request includes funding for the continued implementation of the physical access control systems replacement strategy, as well as security infrastructure and additional court security officers (CSOs) for new courthouses. In addition, the FY 2020 request includes funding for the implementation of a new video management system replacement plan, continued phased implementation of the revised CSO staffing standards, and additional district supervisors for the CSO program.

For the Fees of Jurors and Commissioners account, the Judiciary seeks \$51.9 million, an increase of \$1.1 million (2.2 percent) over the FY 2019 assumed level. The FY 2020 request is sufficient to fund all projected petit and grand juror requirements.

Courthouse Construction and Capital Security Improvements

The Judiciary's courthouse construction and capital security projects are funded from GSA's budget. For FY 2020, the Judiciary is continuing to focus on effectively managing the 13 courthouse/federal building projects whose construction costs were funded in FY 2016 and FY 2018. In addition, the Judiciary has updated its *Courthouse Project Priorities* plan to reflect its highest construction priorities for FY 2020: Hartford, Connecticut, and Chattanooga, Tennessee. For the Capital Security Program, the Judiciary requests that Congress provide GSA \$31.4 million in FY 2020 for additional capital security projects to ameliorate security deficiencies in existing courthouse buildings where physical renovations are viable in lieu of construction of a new courthouse. Stable, consistent funding for these projects is crucial to address serious deficiencies that threaten the safety and security of the Judiciary and the public.

Cost Containment

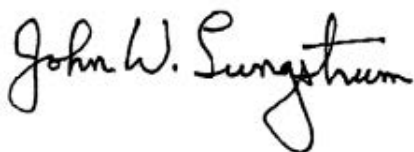
The Judiciary aggressively seeks to contain costs whenever possible and has implemented a number of cost containment initiatives since 2004. These efforts have achieved significant cost savings and cost avoidance for over a dozen years and will continue to do so.

In 2013, the Judiciary adopted a three percent national space reduction target, to be achieved by the end of FY 2018. The Judiciary is pleased to report that, as of September 30, 2018, approximately 1.1 million usable square feet (USF) has been removed from the Judiciary's rent bill, which is approximately 27 percent over the Judiciary's original goal of 870,305 USF. This net reduction is comprised of space released back to GSA, less space increases since the baseline was set. This savings equates to an annual cost avoidance of approximately \$36 million, and a cumulative cost avoidance of \$105 million over the last five years.


Other cost containment initiatives have focused on areas expected to have the greatest impact on long-term savings, including personnel expenses, information technology, and operating expenses. The Judiciary continues to use work measurement tools to update its court support staffing formulas regularly to incorporate best practices, shared administrative services, improvements in information technology, and other efficiencies. In fact, utilizing these work measurement tools and current workload forecasts results in a modest net reduction of court support staff in the Salaries and Expenses budget request.

The Judiciary has also undertaken significant efforts to develop alternative organizational models that may result in cost savings, including expanding shared administrative services within and among districts. In addition, the Judicial Conference approved a three-year horizontal consolidation pilot project, based on voluntary sharing arrangements between two or more bankruptcy court clerks' offices. The Judiciary will study the pilot to determine whether horizontal consolidation of bankruptcy clerks' offices could produce savings in the level of required funding and/or personnel for those offices without decreasing services provided to judges, the bar, and the public.

The Judiciary's FY 2020 mandatory budget request of \$669.8 million and its discretionary budget request of \$7.6 billion are summarized in the following pages. A more detailed description of the Judiciary's FY 2020 request, as well as the requests for courthouse construction and capital security requirements, can be found in The Judiciary, FY 2020 Congressional Budget Justification.



John W. Lungstrum
United States Senior District Judge
for the District of Kansas
Chair, Budget Committee of the
Judicial Conference of the United States



James C. Duff
Director, Administrative Office
of the United States Courts
Secretary, Judicial Conference of the United States

Table of Contents

	Page
<u>Foreword</u>	i
<u>Overview of the Judiciary</u>	1
<u>Fiscal Year 2020 Budget Summary - Details of Request</u>	5
Summary Tables	
<u>Judiciary Appropriation Funding for Fiscal Year 2018 – Fiscal Year 2020</u>	11
<u>Summary of FTE for Fiscal Year 2018 – Fiscal Year 2020</u>	12
<u>Fiscal Year 2020 Summary of Requested Changes</u>	13
<u>Outlays for Fiscal Year 2018 – Fiscal Year 2020</u>	16
Fiscal Year 2020 Request Summary by Appropriation	
Supreme Court of the United States	
<u>Salaries and Expenses</u>	19
<u>Care of the Building and Grounds</u>	21
<u>United States Court of Appeals for the Federal Circuit</u>	23
<u>United States Court of International Trade</u>	25
Courts of Appeals, District Courts and Other Judicial Services (CADCOJS)	
<u>Salaries and Expenses</u>	27
<u>Defender Services</u>	37
<u>Fees of Jurors and Commissioners</u>	43
<u>Court Security</u>	47
<u>Administrative Office of the United States Courts</u>	53
<u>Federal Judicial Center</u>	55
<u>United States Sentencing Commission</u>	57
<u>Title III Administrative Provisions – The Judiciary</u>	59
<u>Judicial Retirement Funds</u>	61
Judiciary Space Priorities for the Fiscal Year 2020 Budget Request	
<u>Courthouse Construction</u>	65
<u>Capital Security Program</u>	67

PAGE INTENTIONALLY LEFT BLANK

Overview of the Judiciary

The organization of the judiciary, the district and circuit boundaries, the places of holding court, and the number of federal judges are established by laws passed by Congress and signed by the President. The number of federal judges in each district and in the courts of appeals is authorized by Congress on the basis of workload.

In addition to the adjudication of cases, other related functions, such as the provision of criminal defense services and the supervision of offenders, are prescribed by statute. Following is a brief overview of the work of the courts and other related activities of the Judicial Branch.

United States Supreme Court

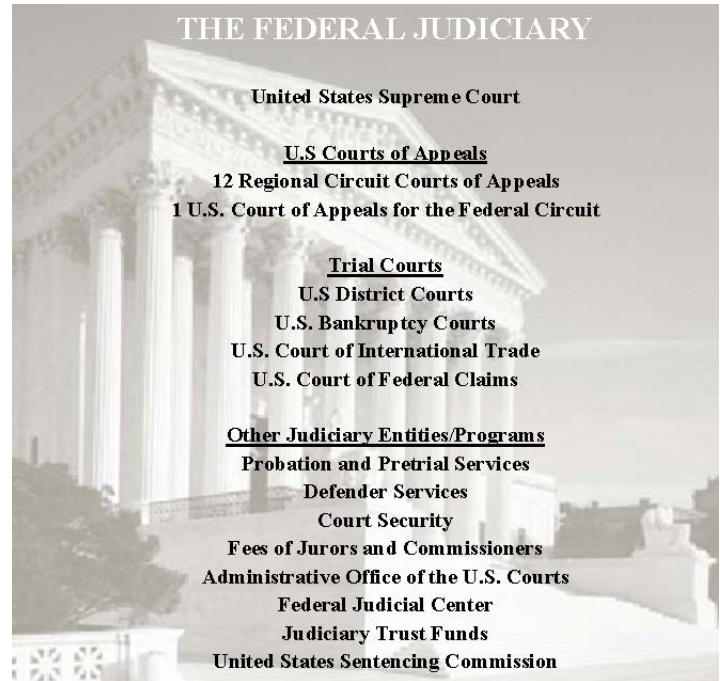
The United States Supreme Court consists of nine justices, one of whom is appointed as Chief Justice of the United States. The Supreme Court is the final arbiter in the federal court system.

United States Courts of Appeals

There are 12 regional courts of appeals and 167 authorized appellate court Article III judgeships nationwide. These 12 courts of appeals have jurisdiction over cases within a regional area or “circuit.” The 12 regional courts of appeals review cases from the United States district courts and the United States Tax Court as well as orders and decisions from a number of federal administrative agencies.

United States Court of Appeals for the Federal Circuit

The United States Court of Appeals for the Federal Circuit has exclusive national jurisdiction over a large number of diverse subject areas, including international trade, government contracts, patents, trademarks, certain monetary claims against the United States government, federal personnel, and veterans’ benefits. Appeals to the court come from all 94 federal district courts, as well as the United States Court of Federal Claims, the United States Court of International Trade, and the United States Court of Appeals for Veterans Claims. There are 12 authorized Article III circuit judgeships on the Court.



United States District Courts

There are 94 district courts in the 50 states, the District of Columbia, the Commonwealth of Puerto Rico, and the territories of Guam, the U.S. Virgin Islands, and the Northern Mariana Islands. The U.S. District Courts are the courts of general jurisdiction in the federal court system, and most federal cases are initially tried and decided in these courts. There are 677 authorized Article III district court judgeships nationwide.

The Federal Magistrates Act of 1968 created the office of magistrate judge to assist the district court judges. Magistrate judges are non-Article III judges appointed by the district judges, and they serve for a term of years rather than a lifetime appointment. Full-time magistrate judges serve a term of eight years and may be reappointed.

United States Bankruptcy Courts

The bankruptcy courts are separate units of the district courts. Federal courts have exclusive jurisdiction over bankruptcy cases; a bankruptcy case cannot be filed in a state court. United States bankruptcy judges are non-Article III judges appointed by the courts of appeals for a term of years, rather than a lifetime appointment. They serve for a term of 14 years and may be reappointed.



United States Court of International Trade

The Court of International Trade, with nine Article III judges, has exclusive nationwide jurisdiction of civil actions against the United States, its agencies and officers, and certain civil actions brought by the United States, arising out of import transactions and the administration and enforcement of the federal customs and international trade laws.

United States Court of Federal Claims

The Court of Federal Claims has nationwide jurisdiction over certain types of claims against the federal government. Its 16 judges are appointed for a term of 15 years by the President with the advice and consent of the Senate. Judges appointed to the Court of Federal Claims are authorized under Article I of the Constitution and do not have the tenure and salary protections of Article III judges.



Probation and Pretrial Services

Federal probation and pretrial services officers protect the public through the investigation and supervision of defendants and offenders within the federal criminal justice system. A pretrial services officer supervises defendants awaiting trial who are released into our communities and provides a source of information upon which the court can determine conditions of release or detention while criminal cases are pending adjudication. In support of sentencing determinations, which require both uniformity of practice and attention to individual circumstances, probation officers provide the court with reliable information concerning the offender, the victim, and the offense committed, as well as an impartial application of the sentencing guidelines. Probation officers supervise offenders sentenced to probation, as well as offenders coming out of federal prison who are required to serve a term of supervised release.

Defender Services

The federal judiciary oversees and administers the federal defender and appointed counsel program, which provides legal representation and other services to persons financially unable to obtain counsel in criminal and related matters in federal court. The Sixth Amendment to the Constitution guarantees that “[i]n all criminal prosecutions, the accused shall enjoy the right...to have the assistance of counsel for his defense.” The Criminal Justice Act provides that courts shall appoint counsel from federal public and community defender organizations or from a panel of private attorneys (“panel attorneys”) established by the court.

Court Security

The judiciary’s Court Security appropriation funds protective guard services and security systems and equipment for United States courthouses and other facilities housing federal court operations. These services are contracted for and managed by the Department of Justice’s United States Marshals Service, with additional guard services provided by the Department of Homeland Security’s Federal Protective Service.

Fees of Jurors and Commissioners

The judiciary receives funding to provide for the statutory fees and allowances of federal grand and petit jurors and for the compensation of land commissioners.

Administrative Office of the U.S. Courts

The Administrative Office of the U.S. Courts is the central support entity for the judicial branch. It has management oversight of the court security program, the probation and pretrial services program, and the defender services program. It supports the Judicial Conference of the United States in determining judiciary policies; develops new methods, systems, and programs for conducting the business of the federal courts efficiently and economically; develops and supports the application of technology; collects and analyzes statistics on the business of the federal courts for accurate planning and decisions about resource needs; provides financial management services and personnel and payroll support; and conducts audits and reviews to ensure the continued quality and integrity of federal court operations.

Federal Judicial Center

The Federal Judicial Center is the judiciary's research and education agency. The Center undertakes research and evaluation of judicial operations and procedures for both the committees of the Judicial Conference and the courts themselves. It provides judges, court personnel, and others orientation, continuing education, and training through seminars; curriculum units for in-court use; monographs and manuals; and audio, video, and interactive media programs.

Payment to Judicial Trust Funds

This appropriation finances annuity payments to retired bankruptcy judges and magistrate judges, U.S. Court of Federal Claims judges, and spouses and dependent children of deceased judicial officers.

United States Sentencing Commission

The U.S. Sentencing Commission promulgates sentencing policies, practices, and guidelines for the federal criminal justice system. The Chair, three Vice Chairs, and three other voting commissioners are appointed by the President with the advice and consent of the Senate.



Budget Summary – Details of Request

The judiciary’s appropriation request for FY 2020 totals \$8,294,392,000 (including \$669,764,000 in mandatory appropriations and \$7,624,628,000 in discretionary appropriations), an increase of \$388,210,000, or 4.9 percent, over the FY 2019 assumed appropriations.

Summary of FY 2020 Request			
(\$000)			
	Mandatory	Discretionary	Total
FY 2019 Assumed Appropriation	634,603	7,271,579	7,906,182
FY 2020 Adjustments to Base	35,161	288,935	324,096
FY 2020 Program Increases	-	64,114	64,114
FY 2020 Total Increases	35,161	353,049	388,210
FY 2020 Total Request	669,764	7,624,628	8,294,392

Fiscal Year 2019 Appropriations Assumption

In the absence of enacted full FY 2019 appropriations, the judiciary made assumptions to construct a FY 2020 budget request. The specific assumption for each account is detailed below in each section of this Congressional Budget Summary as well as in each chapter of the full FY 2020 Congressional Budget Justification. After full-year FY 2019 appropriations are enacted, the judiciary will re-estimate its FY 2020 budget request and transmit to the Appropriations Committees any changes to FY 2020 appropriations requirements and language.

Further, for bill language, the judiciary used the language from H.R. 6147, the House-passed FY 2019 Financial Services and General Government appropriations bill, updated with the FY 2019 assumed funding level, as the closest approximation of eventual enacted FY 2019 appropriations language.

Adjustments to Base (Mandatory Appropriations)

A \$35.2 million increase is requested for mandatory judiciary appropriations, as follows:

1. An increase of \$28.4 million is required for the judiciary retirement trust funds accounts based on requirements calculated by an independent actuary.
2. An increase of \$3.8 million is for pay and benefit adjustments for Article III judges for the Supreme Court, the Court of Appeals for the Federal Circuit, the Court of International Trade, and active, senior, and retired Article III judges and bankruptcy judges within the Salaries and Expenses account, including the annualization of the assumed FY 2019 pay adjustment of 1.4 percent for judges. Of the \$3.8 million, \$1.3 million is requested for an

increase in the agency contribution rate to the Federal Employee Retirement System from 13.7 percent to 16.0 percent.

3. An increase of \$3.0 million is associated with an additional 8 active Article III judge FTE (based on an assumption of 40 confirmations), an additional 4 senior judge FTE, and an additional 1 bankruptcy judge FTE.

Adjustments to Base (Discretionary Appropriations)

Of the requested \$353.0 million increase in discretionary appropriations, \$288.9 million (82 percent) will provide for pay adjustments, inflation and other adjustments to base necessary to maintain current services. Base adjustments include:

1. An increase of \$94.1 million will provide for inflationary pay and benefit increases for magistrate and claims judges, judges' staff, and other judiciary personnel. This includes annualizing an assumed January 2019 pay adjustment (1.4 percent for magistrate and claims court judges and 1.9 percent for staff), changes in benefit costs, one more compensable day, and a wage rate adjustment for court security officers (CSOs).
2. An increase of \$77.1 million is requested for a planned increase to the agency contribution rate to the Federal Employee Retirement System (FERS) plans for FY 2020. Based upon guidance from the Office of Management and Budget, the agency contribution rate will increase for most employees from 13.7 percent to 16.0 percent. Any FERS increase is in accordance with revised estimates of the cost of providing benefits by the Board of Actuaries of the Civil Service Retirement and Disability System.
3. An increase of \$35.2 million is necessary to replace non-appropriated sources of funds used in FY 2019 to support base requirements with direct appropriations for the courts' Salaries and Expenses and Defender Services accounts. The judiciary will keep the Appropriations Subcommittees informed of any change in this estimate.
4. A net increase of \$31.1 million is associated with changes in the judiciary's space program. This includes an increase of \$38.8 million for space rental adjustments and \$0.9 million for new space expected to be delivered in FY 2020, partially offset by a decrease of \$4.6 million in other space-related adjustments and \$4.0 million in savings associated with the judiciary's space reduction program.
5. An increase of \$24.6 million will provide for increases in contract rates and other standard inflationary increases. Of this amount, \$0.5 million is for the Vaccine Injury Compensation Trust Fund.
6. An increase of \$8.9 million is associated with a change in panel attorney representations based on FY 2020 caseload projections in the defender services program.

7. An increase of \$8.6 million is for the annualization of positions assumed to be funded in FY 2019, including:
 - 2 positions (1 FTE) for the Supreme Court Buildings and Grounds account;
 - 56 federal public defender organization positions (28 FTE) and 14 community defender organization positions for the Defender Services account;
 - 3 reimbursable training positions for the Defender Services account; and
 - 35 CSO positions for the Court Security account.
8. An increase of \$7.7 million is for chambers staff associated with the additional active and senior Article III judges and bankruptcy judges (noted above in the mandatory adjustments to base section), specifically, 41 FTE for active Article III judges, 13 FTE for senior judges, and 2 FTE for bankruptcy judges.
9. A net increase of \$5.3 million is associated with adjustments to systems and equipment requirements in the court security program.
10. An increase of \$2.1 million will provide for estimated increases in Federal Protective Service (FPS) security charges.
11. A net increase of \$0.5 million in information technology (IT) requirements for the courts' Salaries and Expenses account is due to:
 - an increase of \$15.6 million for the continued implementation of ongoing IT projects,
 - a decrease of \$13.4 million in non-recurring costs associated with the Probation and Pretrial Automated Tracking System (PACTS), and
 - a decrease of \$1.7 million due to contractor conversion savings.
12. A decrease of \$2.7 million is for non-recurring costs associated with the evidence-based practices program.
13. A net decrease of \$3.6 million in adjustments to base is associated with:
 - a decrease of \$4.3 million in non-recurring project requirements in the Supreme Court's Care of the Building and Grounds account,
 - an increase of \$1.1 million in a base adjustment in the petit juror program in the Fees of Jurors account, and
 - a net decrease of \$0.4 million associated with a projected net change in juror requirements based on FY 2020 projected caseload.

Program Changes (Discretionary Appropriations)

The remaining \$64.1 million (18 percent) of the requested increase is for program enhancements including:

1. An increase of \$18.2 million for Defender Services for the continued implementation of the federal defender organization staffing formula. These funds will provide for 190 additional staff (150 federal public defender organization positions/75 FTE and 40 community defender organization positions).
2. A net increase of \$12.7 million will support infrastructure and security requirements for new courthouse construction projects consisting of \$21.7 million in additional infrastructure requirements, partially offset by \$9.0 million in non-recurring security requirements.
3. An increase of \$6.3 million is to begin the implementation of a multi-year video management system replacement strategy in the Court Security account.
4. An increase of \$6.0 million will fund 6 additional magistrate judge positions (6 FTE), 18 chambers staff (18 FTE), and the associated operating costs for newly proposed magistrate judgeships in the following locations:
 - District of Delaware, 1 judgeship
 - District of New Jersey, 2 judgeships
 - Western District of Texas, 1 judgeship
 - Northern District of Illinois, 2 judgeships
5. An increase of \$5.6 million will support 34 additional CSO positions at new courthouses projected to be open in FY 2020 or early FY 2021 and an additional 69 CSO positions for the continued implementation (4th year) of the revised CSO staffing formula.
6. An increase of \$5.0 million for the court security program for the continued implementation of the physical access control systems (PACS) replacement strategy. This increase results in a total of \$32.0 million in PACS funding for FY 2020.
7. An increase of \$4.2 million to the Supreme Court Care of Buildings and Grounds account to support infrastructure upgrades requirements for Supreme Court facilities.
8. An increase of \$2.8 million for the courts' Salaries and Expenses account is for the development of a new financial disclosure reporting system.
9. An increase of \$2.3 million will support 6 national positions (3 FTE) related to IT and cyclical replacement of the FDO server infrastructure for the Defender Services account.

10. An increase of \$2.2 million will provide for a \$7 hourly rate increase (to \$149 per hour) above the assumed FY 2019 hourly rate of \$142 for non-capital panel attorney cases in FY 2020, effective January 2020.
11. An increase of \$1.7 million for the courts' Salaries and Expenses account will support upgrades to the judiciary's payroll projection system.
12. An increase of \$0.7 million is for 7 additional FDO panel management positions consisting of 4 positions/2 FTE for federal public defender organizations and 3 positions for community defender organizations to support panel management.
13. An increase of \$0.6 million will fund 8 reimbursable positions to support program operations and training programs for federal defender staff and panel attorneys.
14. An increase of \$0.6 million is for 11 additional district supervisors to support the CSO program.
15. An increase of \$0.4 million is for 2 staff positions (2 FTE) to expand the Office of Judicial Integrity, which was established within the Administrative Office of the U.S. Courts in 2018.
16. A net decrease of \$5.2 million is associated with a decline of 42 FTE in court support staffing in the courts' Salaries and Expenses account due to changes in FY 2020 projected caseload.

PAGE INTENTIONALLY LEFT BLANK

Summary Tables

THE JUDICIARY									
Judiciary Appropriation Funding (\$000)									
Appropriation Account	FY 2018 Enacted			FY 2019 Assumed Appropriation			FY 2020 Request		
	Mandatory ¹	Discretionary	Total	Mandatory ¹	Discretionary	Total	Mandatory	Discretionary	Total
Supreme Court									
Salaries and Expenses	2,651	82,028	84,679	2,663	84,703	87,366	2,680	87,699	90,379
Building and Grounds	-	16,153	16,153	-	15,999	15,999	-	16,390	16,390
Total, Supreme Court	2,651	98,181	100,832	2,663	100,702	103,365	2,680	104,089	106,769
Court of Appeals for the Federal Circuit	2,998	31,291	34,289	3,028	32,016	35,044	3,042	32,983	36,025
Court of International Trade	1,591	18,889	20,480	2,087	19,450	21,537	2,099	19,930	22,029
<i>Courts of Appeals, District Courts, and Other Judicial Services:</i>									
Salaries and Expenses	404,275	5,099,061	5,503,336	415,125	5,154,461	5,569,586	421,843	5,383,970	5,805,813
Vaccine Injury Trust Fund	-	8,230	8,230	-	8,475	8,475	-	9,012	9,012
Total, Salaries and Expenses	404,275	5,107,291	5,511,566	415,125	5,162,936	5,578,061	421,843	5,392,982	5,814,825
Defender Services	-	1,078,713	1,078,713	-	1,157,390	1,157,390	-	1,234,574	1,234,574
Fees of Jurors & Commissioners	-	50,944	50,944	-	50,750	50,750	-	51,851	51,851
Court Security	-	586,999	586,999	-	607,275	607,275	-	641,273	641,273
Subtotal, CADCOJS	404,275	6,823,947	7,228,222	415,125	6,978,351	7,393,476	421,843	7,320,680	7,742,523
Administrative Office of the U.S. Courts	-	90,423	90,423	-	92,693	92,693	-	96,945	96,945
Federal Judicial Center	-	29,265	29,265	-	29,819	29,819	-	30,736	30,736
Judicial Retirement Funds	195,000	-	195,000	211,700	-	211,700	240,100	-	240,100
Sentencing Commission	-	18,699	18,699	-	18,548	18,548	-	19,265	19,265
Total Direct	606,515	7,102,465	7,708,980	634,603	7,263,104	7,897,707	669,764	7,615,616	8,285,380
Vaccine Injury Trust Fund	-	8,230	8,230	-	8,475	8,475	-	9,012	9,012
Total, Judiciary	606,515	7,110,695	7,717,210	634,603	7,271,579	7,906,182	669,764	7,624,628	8,294,392

¹ FY 2018 mandatory levels reflect actuals, with the exception of Supreme Court which reflects the FY 2018 financial plan level.

FY 2019 mandatory levels represent FY 2019 assumed financial plan levels.

THE JUDICIARY
Summary of FTE

Appropriation Account	FY 2018 Actual			FY 2019 Assumed Appropriation			FY 2020 Request		
	Mandatory	Discretionary	Total	Mandatory	Discretionary	Total	Mandatory	Discretionary	Total
Supreme Court									
Salaries and Expenses	9	479	488	9	513	522	9	513	522
Building and Grounds	-	45	45	-	53	53	-	54	54
Total, Supreme Court	9	524	533	9	566	575	9	567	576
Court of Appeals for the Federal Circuit	12	133	145	12	140	152	12	140	152
Court of International Trade	7	53	60	9	68	77	9	68	77
<i>Courts of Appeals, District Courts, and Other Judicial Services:</i>									
Salaries and Expenses	1,732	25,902	27,634	1,789	26,081	27,870	1,802	26,119	27,921
Vaccine Injury Trust Fund	-	-	-	-	-	-	-	-	-
<i>Total, Salaries and Expenses</i>	<i>1,732</i>	<i>25,902</i>	<i>27,634</i>	<i>1,789</i>	<i>26,081</i>	<i>27,870</i>	<i>1,802</i>	<i>26,119</i>	<i>27,921</i>
Defender Services	-	2,942	2,942	-	3,019	3,019	-	3,127	3,127
Fees of Jurors & Commissioners	-	-	-	-	-	-	-	-	-
Court Security	-	55	55	-	75	75	-	75	75
<i>Subtotal, CADCOJS</i>	<i>1,732</i>	<i>28,899</i>	<i>30,631</i>	<i>1,789</i>	<i>29,175</i>	<i>30,964</i>	<i>1,802</i>	<i>29,321</i>	<i>31,123</i>
Administrative Office of the U.S. Courts	-	599	599	-	622	622	-	624	624
Federal Judicial Center	-	125	125	-	128	128	-	128	128
Judicial Retirement Funds	-	-	-	-	-	-	-	-	-
Sentencing Commission	-	93	93	-	95	95	-	95	95
Total Direct	1,760	30,426	32,186	1,819	30,794	32,613	1,832	30,943	32,775
Reimbursables, AO	-	487	487	-	582	582	-	630	630
Total, Judiciary	1,760	30,913	32,673	1,819	31,376	33,195	1,832	31,573	33,405

FY 2020 Summary of Requested Mandatory & Discretionary Changes								
	Supreme Court		Federal Circuit		International Trade		Total CADCOJS ¹	
	FTE	(\$000)	FTE	(\$000)	FTE	(\$000)	FTEs	(\$000)
FY 2019 Assumed Appropriation Level - Mandatory	9	2,663	12	3,028	9	2,087	1,789	415,125
FY 2019 Assumed Appropriation Level - Discretionary	566	100,702	140	32,016	68	19,450	29,175	6,978,351
AO Reimbursable FTE	-	-	-	-	-	-	-	-
FY 2019 Assumed Available Appropriation	575	103,365	152	35,044	77	21,537	30,964	7,393,476
FY 2020 Adjustments to Base								
Judges:								
- Annualization of assumed 2019 pay adjustment (1.4% for three months)	-	9	-	9	-	7	-	1,938
- Pay and benefits adjustments	-	8	-	5	-	5	-	1,482
- FERS adjustments	-	-	-	-	-	-	-	3,636
- Increase in average number of filled Article III judgeships	-	-	-	-	-	-	49	7,759
- Increase in average number of senior judges	-	-	-	-	-	-	17	2,520
- Increase in average number of filled bankruptcy judgeships	-	-	-	-	-	-	3	405
- Payments to judiciary retirement trust funds	-	-	-	-	-	-	-	-
Court Personnel and Other Programs:								
- Annualization of assumed 2019 pay adjustment (1.9% for three months)	-	309	-	70	-	32	-	18,727
- Pay and benefits adjustments	-	695	-	207	-	80	-	35,628
- FERS adjustments	-	1,520	-	244	-	119	-	70,284
- One more compensable day	-	272	-	67	-	35	-	16,691
- Annualization of assumed 2019 panel attorney capital rate	-	-	-	-	-	-	-	200
- Annualization of assumed 2019 panel attorney non-capital rate	-	-	-	-	-	-	-	4,389
- Annualization of FY 2019 increase in positions	1	125	-	-	-	-	28	6,942
- Annualization of FY 2019 increase of court security officer (CSO) positions	-	-	-	-	-	-	-	1,549
- FY 2020 CSO contract and wage rate adjustments (3%)	-	-	-	-	-	-	-	13,208
- Funding necessary to maintain current services (financing adjustment)	-	-	-	-	-	-	-	35,170
- Inflation (including law books and computer assisted legal research)	-	514	-	146	-	30	-	22,978
- Space related costs (includes inflation for space rental rates)	-	-	-	233	-	174	-	30,741
-Vaccine Injury Compensation Trust Fund adjustment	-	-	-	-	-	-	-	537
- Information technology requirements	-	-	-	-	-	-	-	466
- Change in projected panel attorney workload	-	-	-	-	-	-	-	8,943
- Change in available jurors	-	-	-	-	-	-	-	(438)
- FPS security service charges	-	-	-	-	-	10	-	2,113
- Adjustments to base for security systems and equipment	-	-	-	-	-	-	-	5,296
- Evidence-based practices (non-recurring requirements)	-	-	-	-	-	-	-	(2,719)
- Other adjustments to base	-	(4,247)	-	-	-	-	-	1,051
Subtotal, FY 2020 Adjustments to Base	1	(795)	-	981	-	492	97	289,496
Total Adjustments to Base, Mandatory	-	17	-	14	-	12	13	6,718
Total Adjustments to Base, Discretionary	1	(812)	-	967	-	480	84	282,778
AO Reimbursable FTE changes	-	-	-	-	-	-	-	-
FY 2020 Adjusted Base	576	102,570	152	36,025	77	22,029	31,061	7,682,972
FY 2020 Program Increases								
Judges:								
- Magistrate judges and staff	-	-	-	-	-	-	24	6,031
Court Personnel and Other Programs:								
- Increase for electrical resiliency upgrade at Supreme Court	-	3,959	-	-	-	-	-	-
- Fountain and paver restoration and design at Supreme Court	-	240	-	-	-	-	-	-
- Financial Disclosure Reporting System replacement	-	-	-	-	-	-	-	2,784
- Upgrade to the Payroll Projection System	-	-	-	-	-	-	-	1,723
- Infrastructure costs for new courthouse construction projects	-	-	-	-	-	-	-	12,731
- FY 2020 court support staffing due to workload changes	-	-	-	-	-	-	(42)	(5,234)
- Non-capital panel attorney hourly rate increase (from \$142 to \$149)	-	-	-	-	-	-	-	2,195
- Continued implementation of the FDO staffing formula	-	-	-	-	-	-	75	18,240
- FDO panel management & national information technology positions	-	-	-	-	-	-	5	1,087
- Defenders Services reimbursable positions	-	-	-	-	-	-	-	620
- Defenders Services information technology requirements	-	-	-	-	-	-	-	1,900
- Physical access control systems replacement	-	-	-	-	-	-	-	5,003
- CSOs for new courthouse construction projects	-	-	-	-	-	-	-	1,660
- Video management systems replacement	-	-	-	-	-	-	-	6,300
- Phased implementation of CSO staffing standards (69 CSOs)	-	-	-	-	-	-	-	3,951
- Additional district supervisors for court security	-	-	-	-	-	-	-	560
- Expand Office of Judicial Integrity at AO	-	-	-	-	-	-	-	-
Subtotal, FY 2020 Program Increases	-	4,199	-	-	-	-	62	59,551
Total Program Increases, Mandatory	-	-	-	-	-	-	-	-
Total Program Increases, Discretionary	-	4,199	-	-	-	-	62	59,551
AO Reimbursable FTE changes	-	-	-	-	-	-	-	-
Total Mandatory Increases	-	17	-	14	-	12	13	6,718
Total Discretionary Increases	1	3,387	-	967	-	480	146	342,329
AO Reimbursable FTE changes	-	-	-	-	-	-	-	-
Subtotal, FY 2020 Total Increases	1	3,404	-	981	-	492	159	349,047
FY 2020, Total Mandatory Appropriation	9	2,680	12	3,042	9	2,099	1,802	421,843
FY 2020, Total Discretionary Appropriation	567	104,089	140	32,983	68	19,930	29,321	7,320,680
AO Reimbursable FTE	-	-	-	-	-	-	-	-
FY 2020, Total Judiciary	576	106,769	152	36,025	77	22,029	31,123	7,742,523

¹ Includes Salaries and Expenses, Defender Services, Fees of Jurors and Commissioners, and Court Security accounts

FY 2020 Summary of Requested Mandatory & Discretionary Changes

	Administrative Office		Fed. Judicial Center		Sentencing Commission		Judicial Retirement Funds	Total Judiciary	
	FTE	(\$000)	FTE	(\$000)	FTE	(\$000)	(\$000)	FTE	(\$000)
FY 2019 Assumed Appropriation Level - Mandatory	-	-	-	-	-	-	211,700	1,819	634,603
FY 2019 Assumed Appropriation Level - Discretionary	622	92,693	128	29,819	95	18,548	-	30,794	7,271,579
AO Reimbursable FTE	582	-	-	-	-	-	-	582	-
FY 2019 Assumed Available Appropriation	1,204	92,693	128	29,819	95	18,548	211,700	33,195	7,906,182
FY 2020 Adjustments to Base									
Judges:									
- Annualization of assumed 2019 pay adjustment (1.4% for three months)	-	-	-	-	-	-	-	-	1,963
- Pay and benefits adjustments	-	-	-	-	-	-	-	-	1,500
- FERS adjustments	-	-	-	-	-	-	-	-	3,636
- Increase in average number of filled Article III judgeships	-	-	-	-	-	-	-	49	7,759
- Increase in average number of senior judges	-	-	-	-	-	-	-	17	2,520
- Increase in average number of filled bankruptcy judgeships	-	-	-	-	-	-	-	3	405
- Payments to judiciary retirement trust funds	-	-	-	-	-	-	28,400	-	28,400
Court Personnel and Other Programs:									
- Annualization of assumed 2019 pay adjustment (1.9% for three months)	-	486	-	96	-	72	-	-	19,792
- Pay and benefits adjustments	-	930	-	190	-	208	-	-	37,938
- FERS adjustments	-	1,967	-	365	-	256	-	-	74,755
- One more compensable day	-	400	-	79	-	60	-	-	17,604
- Annualization of assumed 2019 panel attorney capital rate	-	-	-	-	-	-	-	-	200
- Annualization of assumed 2019 panel attorney non-capital rate	-	-	-	-	-	-	-	-	4,389
- Annualization of FY 2019 increase in positions	-	-	-	-	-	-	-	29	7,067
- Annualization of FY 2019 increase of court security officer (CSO) positions	-	-	-	-	-	-	-	-	1,549
- FY 2020 CSO contract and wage rate adjustments (3%)	-	-	-	-	-	-	-	-	13,208
- Funding necessary to maintain current services (financing adjustment)	-	-	-	-	-	-	-	-	35,170
- Inflation (including law books and computer assisted legal research)	-	105	-	187	-	121	-	-	24,081
- Space related costs (includes inflation for space rental rates)	-	-	-	-	-	-	-	-	31,148
-Vaccine Injury Compensation Trust Fund adjustment	-	-	-	-	-	-	-	-	537
- Information technology requirements	-	-	-	-	-	-	-	-	466
- Change in projected panel attorney workload	-	-	-	-	-	-	-	-	8,943
- Change in available jurors	-	-	-	-	-	-	-	-	(438)
- FPS security service charges	-	-	-	-	-	-	-	-	2,123
- Adjustments to base for security systems and equipment	-	-	-	-	-	-	-	-	5,296
- Evidence-based practices (non-recurring requirements)	-	-	-	-	-	-	-	-	(2,719)
- Other adjustments to base	-	-	-	-	-	-	-	-	(3,196)
Subtotal, FY 2020 Adjustments to Base	-	3,888	-	917	-	717	28,400	98	324,096
<i>Total Adjustments to Base, Mandatory</i>	-	-	-	-	-	-	28,400	13	35,161
<i>Total Adjustments to Base, Discretionary</i>	-	3,888	-	917	-	717	-	85	288,935
AO Reimbursable FTE changes	38	-	-	-	-	-	-	38	-
FY 2020 Adjusted Base	1,242	96,581	128	30,736	95	19,265	240,100	33,331	8,230,278
FY 2020 Program Increases									
Judges:									
- Magistrate judges and staff	-	-	-	-	-	-	-	24	6,031
Court Personnel and Other Programs:									
- Increase for electrical resiliency upgrade at Supreme Court	-	-	-	-	-	-	-	-	3,959
- Fountain and paver restoration and design at Supreme Court	-	-	-	-	-	-	-	-	240
- Financial Disclosure Reporting System replacement	-	-	-	-	-	-	-	-	2,784
- Upgrade to the Payroll Projection System	-	-	-	-	-	-	-	-	1,723
- Infrastructure costs for new courthouse construction projects	-	-	-	-	-	-	-	-	12,731
- FY 2020 court support staffing due to workload changes	-	-	-	-	-	-	-	(42)	(5,234)
- Non-capital panel attorney hourly rate increase (from \$142 to \$149)	-	-	-	-	-	-	-	-	2,195
- Continued implementation of the FDO staffing formula	-	-	-	-	-	-	-	75	18,240
- FDO panel management & national information technology positions	-	-	-	-	-	-	-	5	1,087
- Defenders Services reimbursable positions	-	-	-	-	-	-	-	-	620
- Defenders Services information technology requirements	-	-	-	-	-	-	-	-	1,900
- Physical access control systems replacement	-	-	-	-	-	-	-	-	5,003
- CSOs for new courthouse construction projects	-	-	-	-	-	-	-	-	1,660
- Video management systems replacement	-	-	-	-	-	-	-	-	6,300
- Phased implementation of CSO staffing standards (69 CSOs)	-	-	-	-	-	-	-	-	3,951
- Additional district supervisors for court security	-	-	-	-	-	-	-	-	560
- Expand Office of Judicial Integrity at AO	2	364	-	-	-	-	-	2	364
Subtotal, FY 2020 Program Increases	2	364	-	-	-	-	-	64	64,114
<i>Total Program Increases, Mandatory</i>	-	-	-	-	-	-	-	-	-
<i>Total Program Increases, Discretionary</i>	2	364	-	-	-	-	-	64	64,114
AO Reimbursable FTE changes	10	-	-	-	-	-	-	10	-
<i>Total Mandatory Increases</i>	-	-	-	-	-	-	28,400	13	35,161
<i>Total Discretionary Increases</i>	2	4,252	-	917	-	717	-	149	353,049
AO Reimbursable FTE changes	48	-	-	-	-	-	-	48	-
Subtotal, FY 2020 Total Increases	50	4,252	-	917	-	717	28,400	210	388,210
FY 2020, Total Mandatory Appropriation	-	-	-	-	-	-	240,100	1,832	669,764
FY 2020, Total Discretionary Appropriation	624	96,945	128	30,736	95	19,265	-	30,943	7,624,628
AO Reimbursable FTE	630	-	-	-	-	-	-	630	-
FY 2020, Total Judiciary	1,254	96,945	128	30,736	95	19,265	240,100	33,405	8,294,392

FY 2020 Summary of Requested Mandatory & Discretionary Changes - Courts of Appeals, District Courts, and Other Judicial Services (CADOJS) Details

	Salaries and Expenses		Defender Services		Fees of Jurors and Commissioners	Court Security		Total CADCOJ	
	FTE	(\$000)	FTE	(\$000)	(\$000)	FTE	(\$000)	FTE	(\$000)
FY 2019 Assumed Appropriation Level - Mandatory	1,789	415,125	-	-	-	-	-	1,789	415,125
FY 2019 Assumed Appropriation Level - Discretionary	26,081	5,162,936	3,019	1,157,390	50,750	75	607,275	29,175	6,978,351
AO Reimbursable FTE	-	-	-	-	-	-	-	-	-
FY 2019 Assumed Available Appropriation	27,870	5,578,061	3,019	1,157,390	50,750	75	607,275	30,964	7,393,476
FY 2020 Adjustments to Base									
Judges:									
- Annualization of assumed 2019 pay adjustment (1.4% for three months)	-	1,938	-	-	-	-	-	-	1,938
- Pay and benefits adjustments	-	1,482	-	-	-	-	-	-	1,482
- FERS adjustments	-	3,636	-	-	-	-	-	-	3,636
- Increase in average number of filled Article III judgeships	49	7,759	-	-	-	-	-	49	7,759
- Increase in average number of senior judges	17	2,520	-	-	-	-	-	17	2,520
- Increase in average number of filled bankruptcy judgeships	3	405	-	-	-	-	-	3	405
- Payments to judiciary retirement trust funds	-	-	-	-	-	-	-	-	-
Court Personnel and Other Programs:									
- Annualization of assumed 2019 pay adjustment (1.9% for three months)	-	16,031	-	2,641	-	-	55	-	18,727
- Pay and benefits adjustments	-	31,122	-	4,410	-	-	96	-	35,628
- FERS adjustments	-	58,326	-	11,701	-	-	257	-	70,284
- One more compensable day	-	13,050	-	1,796	-	-	1,845	-	16,691
- Annualization of assumed 2019 panel attorney capital rate	-	-	-	200	-	-	-	-	200
- Annualization of assumed 2019 panel attorney non-capital rate	-	-	-	4,389	-	-	-	-	4,389
- Annualization of FY 2019 increase in positions	-	-	28	6,942	-	-	-	28	6,942
- Annualization of FY 2019 increase of court security officer (CSO) positions	-	-	-	-	-	-	1,549	-	1,549
- FY 2020 CSO contract and wage rate adjustments (3%)	-	-	-	-	-	-	13,208	-	13,208
- Funding necessary to maintain current services (financing adjustment)	-	28,170	-	7,000	-	-	-	-	35,170
- Inflation (including law books and computer assisted legal research)	-	18,352	-	3,193	488	-	945	-	22,978
- Space related costs (includes inflation for space rental rates)	-	28,653	-	1,927	-	-	161	-	30,741
- Vaccine Injury Compensation Trust Fund adjustment	-	537	-	-	-	-	-	-	537
- Information technology requirements	-	466	-	-	-	-	-	-	466
- Change in projected panel attorney workload	-	-	-	8,943	-	-	-	-	8,943
- Change in available jurors	-	-	-	-	(438)	-	-	-	(438)
- FPS security service charges	-	-	-	-	-	-	2,113	-	2,113
- Adjustments to base for security systems and equipment	-	-	-	-	-	-	5,296	-	5,296
- Evidence-based practices (non-recurring requirements)	-	(2,719)	-	-	-	-	-	-	(2,719)
- Other adjustments to base	-	-	-	-	1,051	-	-	-	1,051
Subtotal, FY 2020 Adjustments to Base	69	209,728	28	53,142	1,101	-	25,525	97	289,496
Total Adjustments to Base, Mandatory	13	6,718	-	-	-	-	-	13	6,718
Total Adjustments to Base, Discretionary	56	203,010	28	53,142	1,101	-	25,525	84	282,778
AO Reimbursable FTE	-	-	-	-	-	-	-	-	-
FY 2020 Adjusted Base	27,939	5,787,789	3,047	1,210,532	51,851	75	632,800	31,061	7,682,972
FY 2020 Program Increases									
Judges:									
- Magistrate judges and staff	24	6,031	-	-	-	-	-	24	6,031
Court Personnel and Other Programs:									
- Increase for electrical resiliency upgrade at Supreme Court	-	-	-	-	-	-	-	-	-
- Fountain and paver restoration and design at Supreme Court	-	-	-	-	-	-	-	-	-
- Financial Disclosure Reporting System replacement	-	2,784	-	-	-	-	-	-	2,784
- Upgrade the Payroll Projection System	-	1,723	-	-	-	-	-	-	1,723
- Infrastructure costs for new courthouse construction projects	-	21,732	-	-	-	-	(9,001)	-	12,731
- FY 2020 court support staffing due to workload changes	(42)	(5,234)	-	-	-	-	-	(42)	(5,234)
- Non-capital panel attorney hourly rate increase (from \$142 to \$149)	-	-	-	2,195	-	-	-	-	2,195
- Continued implementation of the FDO staffing formula	-	-	75	18,240	-	-	-	75	18,240
- FDO panel management & national information technology positions	-	-	5	1,087	-	-	-	5	1,087
- Defenders Services reimbursable positions	-	-	-	620	-	-	-	-	620
- Defenders Services information technology requirements	-	-	-	1,900	-	-	-	-	1,900
- Physical access control systems replacement	-	-	-	-	-	-	5,003	-	5,003
- CSOs for new courthouse construction projects	-	-	-	-	-	-	1,660	-	1,660
- Video management systems replacement	-	-	-	-	-	-	6,300	-	6,300
- Phased implementation of CSO staffing standards (69 CSOs)	-	-	-	-	-	-	3,951	-	3,951
- Additional district supervisors for court security	-	-	-	-	-	-	560	-	560
- Expand Office of Judicial Integrity at AO	-	-	-	-	-	-	-	-	-
Subtotal, FY 2020 Program Increases	(18)	27,036	80	24,042	-	-	8,473	62	59,551
Total Program Increases, Mandatory	-	-	-	-	-	-	-	-	-
Total Program Increases, Discretionary	(18)	27,036	80	24,042	-	-	8,473	62	59,551
AO Reimbursable FTE	-	-	-	-	-	-	-	-	-
Total Mandatory	13	6,718	-	-	-	-	-	13	6,718
Total Discretionary	38	230,046	108	77,184	1,101	-	33,998	146	342,329
AO Reimbursable FTE	-	-	-	-	-	-	-	-	-
Subtotal, FY 2020 Total Increases	51	236,764	108	77,184	1,101	-	33,998	159	349,047
FY 2020, Total Mandatory Appropriation	1,802	421,843	-	-	-	-	-	1,802	421,843
FY 2020, Total Discretionary Appropriation	26,119	5,392,982	3,127	1,234,574	51,851	75	641,273	29,321	7,320,680
AO Reimbursable FTE	-	-	-	-	-	-	-	-	-
FY 2020, Total Judiciary	27,921	5,814,825	3,127	1,234,574	51,851	75	641,273	31,123	7,742,523

THE JUDICIARY

Outlays - FY 2018 to FY 2020

Appropriation	FY 2018	FY 2019	FY 2020
Supreme Court			
Discretionary	77,663	85,358	87,247
Mandatory	2,651	2,663	2,680
Total, Salaries and Expenses	80,314	88,021	89,927
Buildings and Grounds	10,405	18,176	19,080
Court of Appeals for the Federal Circuit			
Discretionary	30,268	31,607	33,000
Mandatory	2,998	3,028	3,042
Total, Court of Appeals for the Federal Circuit	33,266	34,635	36,042
Court of International Trade			
Discretionary	17,880	18,808	19,797
Mandatory	1,591	2,087	2,099
Total, Court of International Trade	19,471	20,895	21,896
<i>Courts of Appeals, District Courts, and Other Judicial Services:</i>			
Salaries and Expenses - Discretionary	5,156,479	5,587,561	5,596,085
Salaries and Expenses - Mandatory	404,275	415,125	421,843
Total, Salaries and Expenses	5,560,754	6,002,686	6,017,928
Defender Services	1,101,381	1,184,145	1,260,215
Fees of Jurors & Commissioners	49,198	50,824	52,687
Court Security	565,751	622,000	642,000
Total, Courts of Appeals, District Courts, and Other Judicial Services	7,277,084	7,859,655	7,972,830
Administrative Office of the United States Courts	90,946	94,237	96,345
Federal Judicial Center	28,612	29,451	29,908
Judicial Retirement Funds (Mandatory)	195,000	211,700	240,100
United States Sentencing Commission	17,675	18,136	19,385
Subtotal, Discretionary	7,146,258	7,740,303	7,855,749
Subtotal, Mandatory	606,515	634,603	669,764
Total, Judiciary	7,752,773	8,374,906	8,525,513

Fiscal Year 2020 Request Summary by Appropriation

PAGE INTENTIONALLY LEFT BLANK



Supreme Court of the United States
Salaries and Expenses

	FY 2020 Request					
	Mandatory		Discretionary		Total	
	FTE	(\$000)	FTE	(\$000)	FTE	(\$000)
FY 2019 Assumed Appropriation	9	2,663	513	84,703	522	87,366
Adjustments to Base	-	17	-	2,996	-	3,013
Program Increases	-	-	-	-	-	-
FY 2020 Appropriation Request	9	2,680	513	87,699	522	90,379

The U.S. Supreme Court requests \$90.4 million (\$2.7 million for mandatory expenses and \$87.7 million for discretionary expenses) in FY 2020 for the Salaries and Expenses account.

The \$87.7 million request for discretionary appropriations represents a 3.5 percent increase over the FY 2019 assumed discretionary appropriation. For this account, the FY 2019 discretionary appropriations assumption is \$84.7 million, which is the same as the FY 2019 House mark and FY 2019 Senate mark. This request reflects the necessary adjustments to base to maintain current services. The Court requests no program increases for FY 2020.

I. Mandatory Adjustments to Base

The FY 2020 request includes \$17,000 for standard pay increases and changes in benefits for the Chief Justice and the Associate Justices.

II. Discretionary Adjustments to Base

The Supreme Court requests a \$3.0 million increase for discretionary expenses in FY 2020 for standard pay and other inflationary adjustments.

III. Appropriations Language

Supreme Court of the United States
Salaries and Expenses

For expenses necessary for the operation of the Supreme Court, as required by law, excluding care of the building and grounds, including hire of passenger motor vehicles as authorized by 31 U.S.C. 1343 and 1344; not to exceed \$10,000 for official reception and representation expenses; and for miscellaneous expenses, to be expended as the Chief Justice may approve, [\$84,703,000] \$87,699,000, of which \$1,500,000 shall remain available until expended.

In addition, there are appropriated such sums as may be necessary under current law for salaries of the chief justice and associate justices of the court.

(H.R. 6147 - Financial Services and General Government Appropriations Act, 2019, updated to reflect the judiciary's FY 2019 assumed appropriation.)

IV. Summary of Obligations

U.S. Supreme Court - Salaries and Expenses				
Comparative Summary of Obligations by Category				
(\$000)				
Category	FY 2018 Actual	FY 2019 Assumed Obligations/ Appropriation	FY 2020 Request	Requested Increase/ Decrease
Compensation and Benefits	62,637	67,492	70,104	2,612
Rent, Communications and Utilities	763	1,229	1,257	28
Travel	800	1,338	1,365	27
Other	18,661	17,307	17,653	346
Total Obligations	82,861	87,366	90,379	3,013
Other Adjustments	1,818	-	-	-
Available Appropriation	84,679	87,366	90,379	3,013
Mandatory Appropriation	2,651	2,663	2,680	17
Discretionary Appropriation	82,028	84,703	87,699	2,996



Supreme Court of the United States
Care of the Building and Grounds

FY 2020 Request		
	Discretionary	
	FTE	(\$000)
FY 2019 Assumed Appropriation	53	15,999
Adjustments to Base	1	(3,808)
Program Increases	-	4,199
FY 2020 Appropriation Request	54	16,390

The U.S. Supreme Court requests \$16.4 million for its Care of the Building and Grounds account in FY 2020, a 2.4 percent increase over the FY 2019 assumed appropriation. For this account, the FY 2019 appropriations assumption is \$16.0 million, which is the same as the FY 2019 House mark and the FY 2019 Senate mark.

The Architect of the Capitol provides for the structural and mechanical care of the U.S. Supreme Court Building and Grounds, including maintenance and operation of mechanical, electrical, and electronic equipment. This request includes the necessary adjustments to base to maintain current services, including the annualization of two positions (1 FTE) assumed to be funded in FY 2019. Additionally, it also includes program increases for the next phase of upgrades to the Court’s electrical systems and critical infrastructure as well as a small-scale construction and renovation design project.

I. Discretionary Adjustments to Base

The Supreme Court requests a net decrease of \$3.8 million. The request consists of an increase of \$0.4 million for standard pay and other inflationary adjustments as well as the annualization of two positions (1 FTE) assumed to be funded in FY 2019 offset by a decrease of \$4.2 million for non-recurring costs associated with the initial phase of the electrical systems and critical infrastructure project.

Program Increases

The FY 2020 budget request for the Building and Grounds account includes \$4.2 million for program increases.

1. Electrical Resiliency and Critical Infrastructure Improvement Project: \$4.0 million

The Court requests \$4.0 million for the next phase of funding to upgrade the Court’s electrical systems and other critical infrastructure. The goal of this multi-phase project is to increase service reliability and maintainability.

2. Fountain and Paver Restoration Design: \$0.2 million

The Court requests \$0.2 million for the analysis and design to restore seven historic fountains at the Supreme Court, which includes supporting mechanical and electrical systems and surrounding walkways. This project will design systems that meet current health and safety codes. It is anticipated that project funding will be requested in a future year budget request.

II. Appropriations Language

**Supreme Court of the United States
Care of the Building and Grounds**

For such expenditures as may be necessary to enable the Architect of the Capitol to carry out the duties imposed upon the Architect by 40 U.S.C. 6111 and 6112, [\$15,999,000]~~\$16,390,000~~, to remain available until expended.

(H.R. 6147 - Financial Services and General Government Appropriations Act, 2019, updated to reflect the judiciary’s FY 2019 assumed appropriation.)

III. Summary of Obligations

Category	FY 2018 Actual	FY 2019 Assumed Obligations/ Appropriation	FY 2020 Request	Requested Increase/ Decrease
Compensation and Benefits	5,411	5,676	6,003	327
Rent, Communications and Utilities	2,163	2,180	2,195	15
Other	5,588	12,209	10,362	(1,847)
Total Obligations	13,162	20,065	18,560	(1,505)
Other Adjustments	2,991	(4,066)	(2,170)	1,896
Available Appropriation	16,153	15,999	16,390	391



United States Court of Appeals for the Federal Circuit
Salaries and Expenses

	FY 2020 Request					
	Mandatory		Discretionary		Total	
	FTE	(\$000)	FTE	(\$000)	FTE	(\$000)
FY 2019 Assumed Appropriation	12	3,028	140	32,016	152	35,044
Adjustments to Base	-	14	-	967	-	981
Program Increases	-	-	-	-	-	-
FY 2020 Appropriation Request	12	3,042	140	32,983	152	36,025

The Court of Appeals for the Federal Circuit requests \$36.0 million (\$3.0 million for mandatory expenses and \$33.0 million for discretionary expenses) for FY 2020.

The \$33.0 million request for discretionary appropriations represents a 3.0 percent increase over the FY 2019 assumed discretionary appropriation. For this account, the FY 2019 discretionary appropriations assumption is \$32.0 million, which is the same as the FY 2019 House mark and FY 2019 Senate mark. This request includes the necessary adjustments to base to maintain current services. The Court requests no program increases for FY 2020.

I. Mandatory Adjustments to Base

The FY 2020 request includes \$14,000 for standard pay and benefits increases for judges.

II. Discretionary Adjustments to Base

The Court requests an increase of \$1.0 million for standard pay and other inflationary adjustments.

III. Appropriations Language

United States Court of Appeals for the Federal Circuit
Salaries and Expenses

For salaries of officers and employees, and for necessary expenses of the court, as authorized by law, [\$32,016,000]\$32,983,000.

In addition, there are appropriated such sums as may be necessary under current law for the salaries of the chief judge and judges of the court.

(H.R. 6147 - Financial Services and General Government Appropriations Act, 2019, updated to reflect the judiciary's FY 2019 assumed appropriation.)

IV. Summary of Obligations

United States Court of Appeals for the Federal Circuit Comparative Summary of Obligations by Category (\$000)				
Category	FY 2018 Actual	FY 2019 Assumed Obligations/ Appropriation	FY 2020 Request	Requested Increase/ Decrease
Compensation and Benefits	20,580	22,062	22,665	603
Rent, Communications and Utilities	6,283	6,457	6,697	240
Travel	81	102	115	13
Other	7,244	7,875	6,918	(957)
Total Obligations	34,188	36,496	36,395	(101)
Other Adjustments	101	(1,452)	(370)	1,082
Available Appropriation	34,289	35,044	36,025	981
Mandatory Appropriation	2,998	3,028	3,042	14
Discretionary Appropriation	31,291	32,016	32,983	967



United States Court of International Trade
Salaries and Expenses

	FY 2020 Request					
	Mandatory		Discretionary		Total	
	FTE	(\$000)	FTE	(\$000)	FTE	(\$000)
FY 2019 Assumed Appropriation	9	2,087	68	19,450	77	21,537
Adjustments to Base	-	12	-	480	-	492
Program Increases	-	-	-	-	-	-
FY 2020 Appropriation Request	9	2,099	68	19,930	77	22,029

The Court of International Trade requests \$22.0 million (\$2.1 million for mandatory expenses and \$19.9 million for discretionary expenses) in FY 2020.

The \$19.9 million request for discretionary appropriations represents a 2.5 percent increase over the FY 2019 assumed discretionary appropriation. For this account, the FY 2019 discretionary appropriations assumption is \$19.5 million, which is the same as the FY 2019 House mark and FY 2019 Senate mark. This request reflects the necessary adjustments to base to maintain current services. The Court requests no program increases for FY 2020.

I. Mandatory Adjustments to Base

The FY 2020 request includes \$12,000 for standard pay and benefits increases for judges.

II. Discretionary Adjustments to Base

The FY 2020 request includes an increase of \$0.5 million for standard pay, other inflationary, and other court operating expense increases.

III. Appropriations Language

United States Court of International Trade
Salaries and Expenses

For salaries of officers and employees of the court, services, and necessary expenses of the court, as authorized by law, [~~\$19,450,000~~]*\$19,930,000*.

In addition, there are appropriated such sums as may be necessary under current law for the salaries of the chief judge and judges of the court.

(H.R. 6147 - Financial Services and General Government Appropriations Act, 2019, updated to reflect the judiciary's FY 2019 assumed appropriation.)

IV. Summary of Obligations

United States Court of International Trade Comparative Summary of Obligations by Category (\$000)				
Category	FY2018 Actual	FY 2019 Assumed Obligations/ Appropriation	FY 2020 Request	Requested Increase/ Decrease
Compensation and Benefits	8,726	11,049	11,326	277
Rent, Communications and Utilities	7,415	8,707	8,871	164
Travel	103	105	102	(3)
Other	4,858	2,687	2,162	(525)
Total Obligations	21,102	22,548	22,461	(87)
Other Adjustments	(622)	(1,011)	(432)	579
Available Appropriation	20,480	21,537	22,029	492
Mandatory Appropriation	1,591	2,087	2,099	12
Discretionary Appropriation	18,889	19,450	19,930	480



**Courts of Appeals, District Courts, and
Other Judicial Services
*Salaries and Expenses***

FY 2020 Request						
	Mandatory		Discretionary		Total	
	FTE	(\$000)	FTE	(\$000)	FTE	(\$000)
FY 2019 Salaries and Expenses Assumed Appropriation	1,789	415,125	26,081	5,154,461	27,870	5,569,586
Vaccine Injury Compensation Trust Fund Assumed Appropriation	-	-	-	8,475	-	8,475
Total, FY 2019 Assumed Appropriation	1,789	415,125	26,081	5,162,936	27,870	5,578,061
Adjustments to Base	13	6,718	56	202,473	69	209,191
Adjustments to Base - Vaccine Injury Compensation Trust Fund	-	-	-	537	-	537
Total, Adjustments to Base	13	6,718	56	203,010	69	209,728
Program Changes	-	-	(18)	27,036	(18)	27,036
Total, Program Changes	-	-	(18)	27,036	(18)	27,036
FY 2020 Salaries and Expenses Appropriation	1,802	421,843	26,119	5,383,970	27,921	5,805,813
Vaccine Injury Compensation Trust Fund Appropriation	-	-	-	9,012	-	9,012
Total, FY 2020 Appropriation Request	1,802	421,843	26,119	5,392,982	27,921	5,814,825

The judiciary requests \$5,814.8 million for the Salaries and Expenses account in FY 2020, including \$421.8 million for mandatory expenses; \$5,384.0 million for discretionary expenses; and \$9.0 million from the Vaccine Injury Compensation Trust Fund. For this account, the FY 2019 discretionary appropriations assumption is \$5,162.9 million, which is equal to the FY 2019 Senate mark. The FY 2020 total discretionary request of \$5,393.0 million is a 4.5 percent increase over the FY 2019 assumed discretionary appropriation.

The request maintains base funding for operations of the courts and related offices at a current services level, as well as program changes for six new magistrate judges and associated support staff, changes in court support staff due to workload estimates, critical IT projects for the development of a new financial disclosure reporting system and upgrades to the judiciary's payroll projection system, and infrastructure requirements associated with the new courthouse construction projects.

This account provides for the operating expenses of the 12 regional circuit courts of appeals, district courts, bankruptcy courts, and probation and pretrial services offices. This account utilizes other funding sources, including fee collections and prior year carryforward balances, to offset appropriated funds. The judiciary currently projects that these sources of non-appropriated funds will total \$401.7 million in FY 2020, \$28.2 million below the FY 2019 estimated level of \$429.8 million.

I. Mandatory Adjustments to Base

The FY 2020 request includes \$6.7 million for mandatory increases for Article III, senior, and bankruptcy judges as follows:

1. Pay and benefit cost adjustment for Article III, senior, and bankruptcy judges: \$3.8 million

An increase of \$3.8 million will provide for expected changes in pay and benefits for Article III, senior, and bankruptcy judges, including the annualization of the assumed January 2019 pay adjustment. Of the \$3.8 million, \$1.3 million is requested for the increase to the agency contribution rate for bankruptcy judges to the Federal Employee Retirement System from 13.7 percent to 16.0 percent.

2. Increase in average number of filled Article III judgeships: \$1.9 million and 8 FTE

An increase of \$1.9 million will provide for an additional 8 filled Article III judgeships anticipated in FY 2020, based on a projected 40 confirmations in FY 2020, offset by 32 active judges projected to take senior status or retire.

3. Increase in average number of senior judges: \$0.9 million and 4 FTE

An increase of \$0.9 million will provide for an additional 4 senior judges anticipated in FY 2020.

4. Increase in average number of bankruptcy judgeships: \$0.1 million and 1 FTE

An increase of \$0.1 million will provide for an additional 1 filled bankruptcy judgeship anticipated in FY 2020.

II. Discretionary Adjustments to Base

The FY 2020 request includes a net increase of \$203.0 million for discretionary adjustments to base. This consists of \$148.4 million for standard pay and other inflationary increases; a net increase of \$28.7 million for space-related adjustments; \$28.1 million to replace non-appropriated funds; and a net increase of \$0.5 million for information technology requirements. This is partially offset by a decrease of \$2.7 million for non-recurring evidence-based practices requirements in the probation and pretrial services program.

1. Pay and benefit cost adjustment for magistrate and claims court judges: \$3.3 million

An increase of \$3.3 million will provide for expected changes in pay and benefits for magistrate and claims judges. Of this amount, \$2.3 million is requested for the increase in the agency contribution rate to the Federal Employee Retirement System.

2. Increase in the number of filled Article III judges' staff: \$5.9 million and 41 FTE

An increase of \$5.9 million will provide for an additional 41 staff FTE to support the additional 8 filled Article III judgeships anticipated in FY 2020 (noted above in the mandatory adjustments to base section).

3. Increase in the number of senior judges' staff: \$1.6 million and 13 FTE

An increase of \$1.6 million will provide for an additional 13 staff FTE to support the 4 additional senior judges anticipated in FY 2020 (noted above in the mandatory adjustments to base section).

4. Increase in average number of filled bankruptcy judgeships: \$0.3 million and 2 FTE

An increase of \$0.3 million will provide for an additional 2 staff FTE to support the one additional filled bankruptcy judgeship anticipated in FY 2020 (noted above in the mandatory adjustments to base section).

5. Pay and benefit adjustments for court personnel: \$118.5 million

An increase of \$118.5 million will provide for the annualization of the assumed January 2019 pay adjustment, within-grade increases, changes in benefits rates, and one more compensable day. Of this amount, \$58.3 million is requested for the increase in the agency contribution rate to the Federal Employee Retirement System (FERS).

6. Funding necessary to maintain FY 2019 current service levels due to an anticipated decline in non-appropriated funds: \$28.2 million

In FY 2019, \$429.8 million in non-appropriated funds were available to finance FY 2019 requirements. In FY 2020, the judiciary expects \$401.7 million in non-appropriated funds to be available, which is a decrease of \$28.2 million from FY 2019. Therefore, the judiciary requests \$28.2 million in appropriations to replace this funding.

7. Non-pay inflationary and contractual increases: \$18.4 million

An increase of \$18.4 million is requested for a 2.0 percent general inflationary increase and other contractual and miscellaneous increases.

8. Vaccine Injury Compensation Trust Fund: \$0.5 million

The FY 2020 level reflects an increase of \$0.5 million for standard pay and non-pay inflationary adjustments for the Vaccine Injury program.

9. GSA space rental and related expenses: \$28.7 million

The FY 2020 request includes a net increase of \$28.7 million for General Services Administration (GSA) space rental and related expenses consisting of:

- a) new space to be delivered in FY 2020 (+\$0.9 million),
- b) inflationary adjustments (3.47 percent) to the GSA space rental base costs (+\$36.4 million),
- c) savings associated with the judiciary's space reduction program (-\$4.0 million), and
- d) other space-related adjustments (-\$4.6 million).

10. Evidence-based practices non-recurring requirements: -\$2.7 million

A decrease of \$2.7 million is associated with non-recurring costs for evidence-based practices training and curricula materials.

11. Information technology (IT) requirements: \$0.5 million

The FY 2020 request includes a net increase of \$0.5 million consisting of:

- a) the continued implementation of ongoing IT projects (+\$15.6 million),
- b) non-recurring costs associated with the Probation and Pretrial Automated Tracking System (PACTS) (-\$13.4 million), and
- c) contractor conversion savings (-\$1.7 million).

III. Program Changes

The FY 2020 request includes a net increase of \$27.0 million for program changes. These changes include:

1. New FY 2020 full-time magistrate judges and staff: \$6.0 million and 24 FTE

The judiciary requests an additional \$6.0 million for 6 additional magistrate judge positions (6 FTE), 18 support staff (18 FTE), and associated operating costs for the following locations:

- District of Delaware, 1 judgeship
- District of New Jersey, 2 judgeships
- Western District of Texas at Austin, 1 judgeship
- Northern District of Illinois, 2 judgeships

2. FY 2020 Court Support Staffing due to workload changes: -\$5.2 million and -42 FTE

The judiciary requests a net program decrease of \$5.2 million associated with court support staff (-42 FTE) in appellate, bankruptcy, district, and probation and pretrial

services offices in FY 2020 based on projected changes in case filings. The judiciary also requests a decrease for court reporters and pro se law clerks and death penalty law clerks.

Program	Fiscal Year 2020 FTE	Dollars in Thousands
Appellate	-13	(\$1,331)
Bankruptcy	-18	(1,393)
District	8	622
Probation/Pretrial	5	501
Court Reporters	-8	(816)
Pro Se and Death Penalty Law Clerk	-16	(2,817)
Total	-42	(\$5,234)

3. *Financial Disclosure Reporting System Replacement: \$2.8 million*

The judiciary requests an increase of \$2.8 million for the financial disclosure system modernization project which will replace the current outdated and inefficient system and will enhance judiciary compliance with the Ethics in Government Act of 1978, which requires designated personnel to disclose yearly income, outside income, assets, investments, and work outside of the judiciary.

4. *Upgrade the Payroll Projection System: \$1.7 million*

The judiciary requests an increase of \$1.7 million to upgrade the judiciary’s legacy payroll projection system which is used throughout the courts nationwide to accurately track and project personnel costs for current and future fiscal years.

5. *Infrastructure costs for new courthouse construction projects: \$21.7 million*

This request includes increases of \$14.0 million for furniture, \$6.5 million for other services associated with new courthouse construction projects, and \$1.6 million for temporary swing space, partially offset by a decrease of \$0.4 million for IT requirements associated with these projects.

IV. Appropriations Language

Courts of Appeals, District Courts, and Other Judicial Services Salaries and Expenses

For the salaries of judges of the United States Court of Federal Claims, magistrate judges, and all other officers and employees of the Federal Judiciary not otherwise specifically provided for, necessary expenses of the courts, and the purchase, rental, repair, and cleaning of uniforms for Probation and Pretrial Services Office staff, as authorized by law, [\$5,154,461,000] \$5,383,970,000 (including the purchase of firearms and ammunition); of which not to exceed \$27,817,000 shall remain available until expended for space alteration projects and for furniture and furnishings related to new space alteration and construction projects.

In addition, there are appropriated such sums as may be necessary under current law for the salaries of circuit and district judges (including judges of the territorial courts of the United States), bankruptcy judges, and justices and judges retired from office or from regular active service.

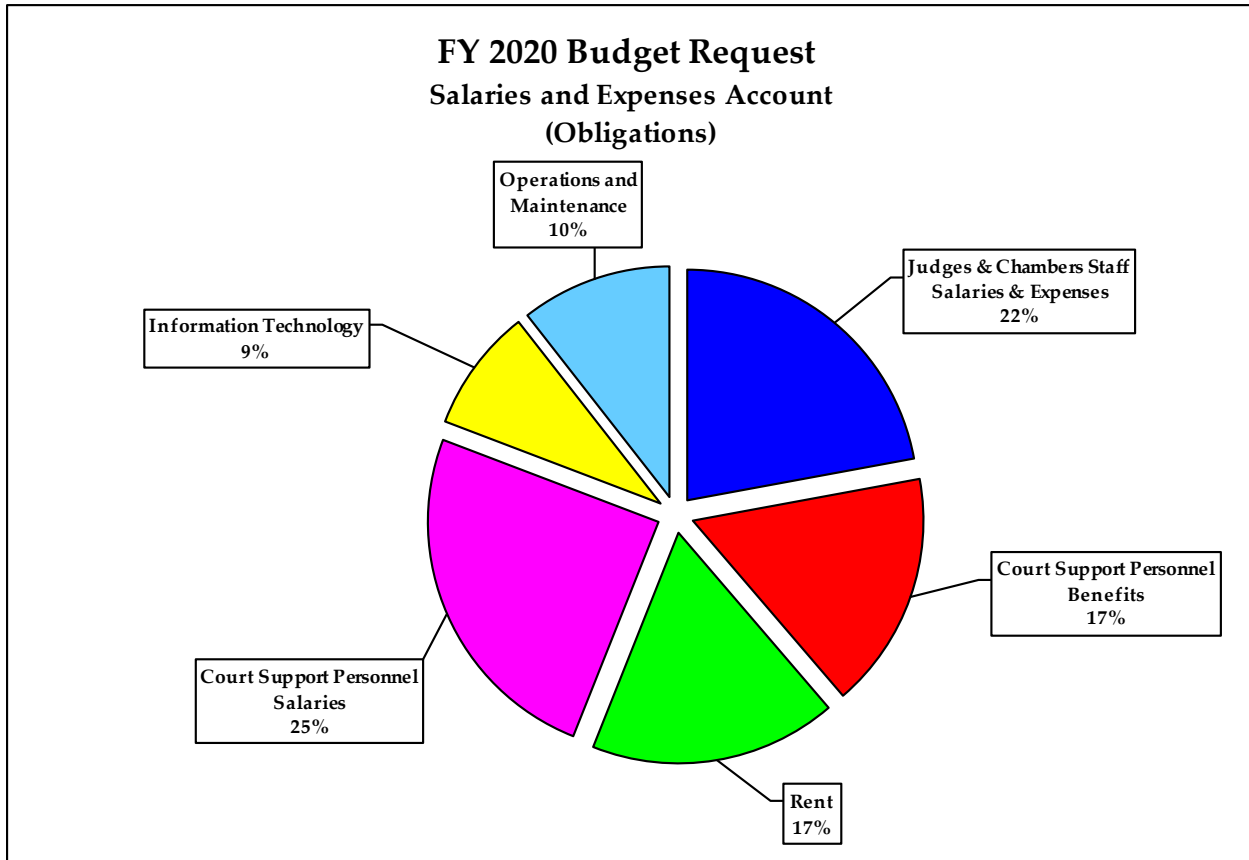
In addition, for expenses of the United States Court of Federal Claims associated with processing cases under the National Childhood Vaccine Injury Act of 1986 (Public Law 99-660), not to exceed [\$8,475,000] \$9,012,000, to be appropriated from the Vaccine Injury Compensation Trust Fund.

(H.R. 6147 - Financial Services and General Government Appropriations Act, 2019, updated to reflect the judiciary's FY 2019 assumed appropriation.)

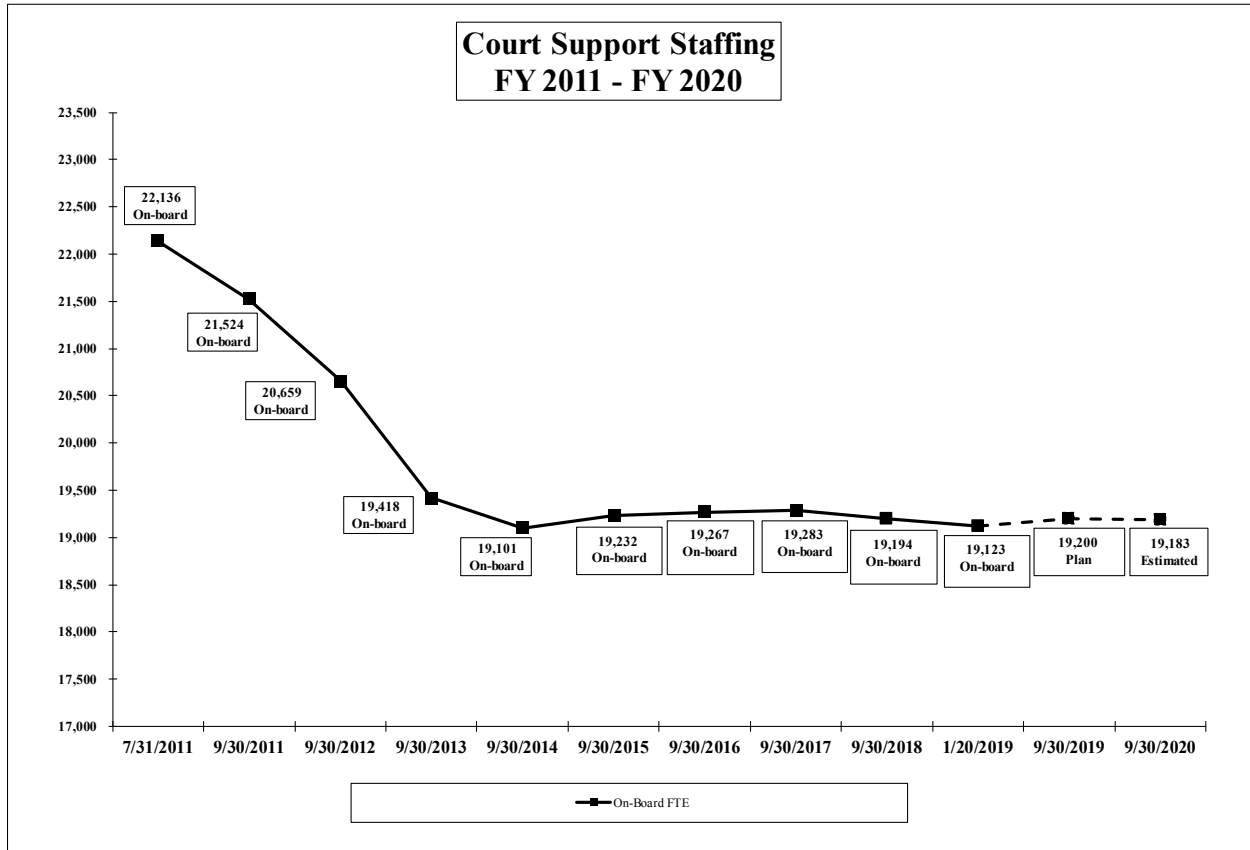
V. Summary of Obligations

Courts of Appeals, District Courts and Other Judicial Services Salaries and Expenses Comparative Summary of Obligations by Category (\$000)				
Category	FY 2018 Actual	FY 2019 Assumed Obligations/ Appropriation	FY 2020 Request	Requested Increase/ Decrease
Compensation and Benefits	3,632,628	3,838,143	3,957,645	119,502
Rent, Communications and Utilities	1,182,460	1,220,113	1,225,526	5,413
Travel	67,913	74,035	77,912	3,877
Other	855,522	890,955	955,407	64,452
Total Obligations	5,738,523	6,023,246	6,216,490	193,244
Other Adjustments	(235,187)	(453,660)	(410,677)	42,983
Available Appropriation (Direct)	5,503,336	5,569,586	5,805,813	236,227
Vaccine Injury Compensation Trust Fund	8,230	8,475	9,012	537
Total Available Appropriation	5,511,566	5,578,061	5,814,825	236,764
Mandatory Appropriation	404,275	415,125	421,843	6,718
Discretionary Appropriation - Salaries and Expenses Direct	5,099,061	5,154,461	5,383,970	229,509
Discretionary Appropriation - Vaccine Injury Compensation Trust Fund	8,230	8,475	9,012	537

VI. Budget Request by Category



VII. Court Support Staffing



VIII. Judiciary Workload Factors

WORKLOAD FACTOR	12 months ending June 30, 2013 Actual	12 months ending June 30, 2014 Actual	12 months ending June 30, 2015 Actual	12 months ending June 30, 2016 Actual	12 months ending June 30, 2017 Actuals	12 months ending June 30, 2018 Actual	12 months ending June 30, 2019 Projected
Criminal Filings	69,642	64,027	60,866	61,021	58,121	67,257	73,300
Year-to-Year Change:	-5.2%	-8.1%	-4.9%	0.3%	-4.8%	15.7%	9.0%
Criminal Defendants Filed	91,812	84,017	79,154	79,968	75,235	84,828	90,700
Year-to-Year Change:	-5.3%	-8.5%	-5.8%	1.0%	-5.9%	12.8%	6.9%
Probation: Persons Under Supervision	132,362	132,597	133,428	137,882	135,947	131,036	126,500
Year-to-Year Change:	-0.3%	0.2%	0.6%	3.3%	-1.4%	-3.6%	-3.5%
Pretrial Services: Cases Activated	102,457	98,122	90,588	88,140	82,265	90,951	95,500
Year-to-Year Change:	-3.2%	-4.2%	-7.7%	-2.7%	-6.7%	10.6%	5.0%
Bankruptcy Filings	1,137,978	1,000,083	879,736	819,159	796,037	775,578	757,100
Year-to-Year Change:	-13.2%	-12.1%	-12.0%	-6.9%	-2.8%	-2.6%	-2.4%
Appellate Filings	56,360	55,260	53,032	60,099	52,028	49,220	49,700
Year-to-Year Change:	-2.3%	-2.0%	-4.0%	13.3%	-13.4%	-5.4%	1.0%
Civil Filings	283,087	298,713	280,037	290,430	271,721	281,202	279,900
Year-to-Year Change:	-1.1%	5.5%	-6.3%	3.7%	-6.4%	3.5%	-0.5%

IX. Other Sources of Funding for the Judiciary

Explanation of Other Funding Sources

In addition to appropriated funds, each year the judiciary uses other non-appropriated funds to offset its appropriation requirements. Fee collections, primarily from court filing fees, comprise the majority of these sources of funds. These funds are used to offset expenses within the Salaries and Expenses account.

“Unencumbered” Funds

In addition to fee collections, in certain instances the judiciary may carry forward funds from one year to the next. These carryforward funds are considered “unencumbered” when they are generated by savings in the financial plan in base areas or where budgeted costs did not materialize, such as variations in Article III judge confirmations or space delivery dates. These savings are usually unforeseen and uncontrollable by the judiciary.

Recognizing that savings in the financial plan tend to occur each year, but at unpredictable levels, the judiciary has tried to estimate the level of unencumbered funds that will be available to offset FY 2020 requirements. As the table below indicates, the judiciary has estimated that unencumbered funds will total \$401.7 million in FY 2020, including \$201.7 million in fee collections and \$200.0 million in other unencumbered carryforward. As shown in the table below, this level of unencumbered funds represents a decrease of \$28.2 million from the \$429.8 million estimated in FY 2019 to help finance court operations. The judiciary requests \$28.2 million to replace these non-appropriated funds in order to maintain current services in FY 2020.

The judiciary’s estimates for non-appropriated funds typically fluctuate during the fiscal year. Administrative Office staff will update the Appropriations Subcommittee staffs on changes in non-appropriated funding levels during FY 2019.

**Sources of Non-Appropriated Unencumbered Funds
in Salaries and Expenses
(\$000)**

Dollars in Thousands	FY 2019 Estimated	FY 2020 Request	Difference
Fee Collections	204,835	201,665	(3,170)
Other Carryforward	225,000	200,000	(25,000)
Total, Non- Appropriated Sources of Funding, Excluding Slippage	429,835	401,665	(28,170)

“Encumbered” Funds

Carryforward funds are considered “encumbered” when both the funds and the associated need for the funds shift to the next year. The judiciary has no-year authority for specific purposes for multi-year IT investments and new space-related requirements. In some cases, as was described above, this authority is used to carry forward savings where planned expenses did not occur. This authority is also used when planned expenses are delayed, or slipped, from one year to the next. In FY 2019, \$184.7 million was slipped from FY 2018.

“Encumbered” funds, while adding to the judiciary’s projected obligations in a given fiscal year, do not impact the judiciary’s appropriation requirements. Even if the total amount fluctuates from year to year, the funds associated with the specific project are brought forward from the prior year to fund the project, resulting in no additional appropriation requirements.



**Courts of Appeals, District Courts, and
Other Judicial Services
Defender Services**

FY 2020 Request		
	Discretionary	
	FTE	(\$000)
FY 2019 Assumed Appropriation	3,019	1,157,390
Adjustments to Base	28	53,142
Program Increases	80	24,042
FY 2020 Appropriation Request	3,127	1,234,574

The judiciary requests \$1,234.6 million for Defender Services in FY 2020, a 6.7 percent increase over the FY 2019 assumed discretionary appropriation. For this account, the FY 2019 appropriations assumption is \$1,157.4 million, which is the FY 2019 re-estimated requested appropriation, excluding the \$6 above Employment Cost Index (ECI) increase to the hourly non-capital panel attorney rate. This FY 2020 request reflects the necessary adjustments to base to maintain current services, as well as program increases for a \$7 per hour increase to the non-capital panel attorney hourly rate (from \$142 to \$149); continued implementation of the federal defender organization (FDO) staffing formula; additional FDO panel management, national information technology, and reimbursable positions; and IT requirements.

This funding supports the provision of constitutionally-mandated legal representation and other services to persons financially unable to obtain counsel in criminal and related matters in federal court. The Criminal Justice Act provides that courts shall appoint counsel from federal public and community defender organizations or from a panel of private attorneys established by the court.

I. Discretionary Adjustments to Base

An increase of \$53.1 million is requested for adjustments to base for pay and inflationary increases as well as for adjustments that will allow the judiciary to meet its constitutional obligation to provide defense counsel to all eligible persons in FY 2020. These increases include:

1. Pay and benefit adjustments, federal defender organizations, and program administration: \$25.1 million

An increase of \$25.1 million will provide for the annualization of the assumed January 2019 pay adjustment, within-grade increases, changes in benefits rates, and one more compensable day. Of this amount, \$11.7 million is requested for the increase in the

agency contribution rate to the Federal Employee Retirement System from 13.7 percent to 16.0 percent.

2. *Other inflationary increases: \$5.1 million*

An increase of \$5.1 million is required for inflationary adjustments for non-pay categories, including space rental costs.

3. *Annualization of FDO positions assumed to be added in FY 2019: \$6.8 million and 28 FTE*

Funding is required to annualize the costs for 56 federal public defender organization (FPDO) positions (28 FTE) and 14 community defender organization (CDO) positions assumed to be added in FY 2019.

4. *Annualization of reimbursable positions assumed to be added in FY 2019: \$0.2 million*

Funding is required to annualize the costs for three reimbursable positions at the AO's Defender Services Office's Training Division assumed to be funded in FY 2019.

5. *Change in projected panel attorney workload: \$8.9 million*

The requested increase represents the costs associated with a change in panel attorney caseload. Panel attorney representations are projected to be 85,200 in FY 2020. This is an increase of 4,500 above the assumed FY 2019 panel caseload of 80,700 representations.

6. *Increase in appropriations needed to fund current services: \$7.0 million*

In FY 2019, \$37.0 million in balances from FY 2018 and prior years was assumed to be available to finance FY 2019 requirements. In FY 2020, the judiciary expects \$30.0 million in non-appropriated funds to be available, a decrease of \$7.0 million from FY 2019. Because the judiciary anticipates having \$7 million less in carryforward funding available in FY 2020, it requests \$7 million in funding to substitute direct appropriations for base expenses previously funded from carryforward balances.

II. Program Increases

The FY 2020 request includes \$24.0 million for program increases. These increases include:

1. *Non-capital panel attorney hourly rate increase: \$2.2 million*

The requested funding supports a \$7 hourly rate increase from the assumed level of \$142 to \$149 per hour for non-capital panel attorney cases in 2020 (for work performed on or after January 1, 2020). This would bring the non-capital panel attorney hourly rate to the statutory maximum of \$149 per hour. In FY 2018, the non-capital panel attorney rate

was \$140 per hour. For FY 2019, the judiciary assumed approval of an Employment Cost Index (ECI) adjustment, which would increase the hourly rate from \$140 to \$142 in FY 2019. In this FY 2020 request, an ECI adjustment to the non-capital rate is not assumed. However, the judiciary is seeking a \$7 per hour rate increase above the assumed FY 2019 hourly rate of \$142 to reach the statutory maximum rate of \$149 per hour. This \$7 increase is needed to ensure that courts retain and recruit qualified and experienced criminal defense practitioners for their CJA panels. The full second-year cost of the \$7 increase in FY 2021 is \$17.6 million.

2. *Change in projected FDO workload: \$18.2 million and 75 FTE*

The FY 2020 request includes an increase of \$18.2 million and 75 FTE for 190 additional FDO staff funded for six months (150 federal public defender organization positions/75 FTE and 40 community defender organization positions) for the continued implementation of the FDO staffing formula. The additional staff would allow authorized staffing levels to remain at 98 percent of formula requirements.

3. *CJA panel management positions: \$0.7 million and 2 FTE*

The requested increase supports 7 additional FDO panel attorney management positions consisting of 4 positions (2 FTE) for FPDOs and 3 positions for CDOs. These positions are necessary for FDOs to effectively and efficiently administer the CJA panel in districts where that responsibility is held by the FDO.

4. *National positions: \$0.4 million and 3 FTE*

The requested increase supports 6 national IT positions (3 FTE). Three positions will address cybersecurity requirements for establishing a security incident response team. The other three positions would address non-cybersecurity requirements (2 operating systems administrators and 1 information technology/software trainer). The requested positions are necessary to ensure that the IT systems are mission capable and secure.

5. *Reimbursable positions: \$0.6 million*

The requested increase supports 8 reimbursable positions. 6 of these positions are for the Program Operations Division within the AO's Defender Services Office and will aid in oversight of the defender services program. The other 2 positions are for the Training Division within the AO's Defender Services Office and will support training programs that support federal defender staff and panel attorneys in better representing their clients.

6. Information technology requirements: \$1.9 million

The requested increase will fund cyclical replacement of the FDO server infrastructure. This cyclical replacement of the FDO server infrastructure will improve IT asset management practices.

III. Appropriations Language

**Courts of Appeals, District Courts, and Other Judicial Services
Defender Services**

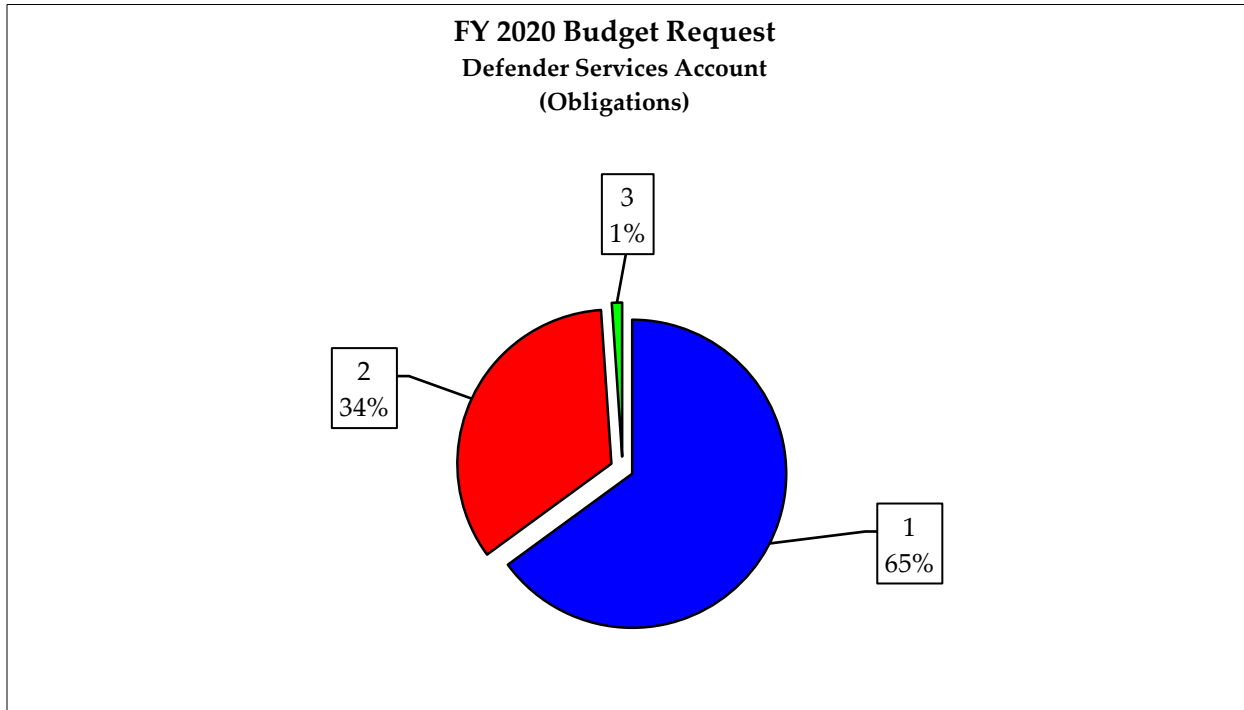
For the operation of Federal Defender organizations; the compensation and reimbursement of expenses of attorneys appointed to represent persons under 18 U.S.C. 3006A and 3599, and for the compensation and reimbursement of expenses of persons furnishing investigative, expert, and other services for such representations as authorized by law; the compensation (in accordance with the maximums under 18 U.S.C. 3006A) and reimbursement of expenses of attorneys appointed to assist the court in criminal cases where the defendant has waived representation by counsel; the compensation and reimbursement of expenses of attorneys appointed to represent jurors in civil actions for the protection of their employment, as authorized by 28 U.S.C. 1875(d)(1); the compensation and reimbursement of expenses of attorneys appointed under 18 U.S.C. 983(b)(1) in connection with certain judicial civil forfeiture proceedings; the compensation and reimbursement of travel expenses of guardians ad litem appointed under 18 U.S.C. 4100(b); and for necessary training and general administrative expenses, [\$1,157,390,000]\$1,234,574,000, to remain available until expended.

(H.R. 6147 - Financial Services and General Government Appropriations Act, 2019, updated to reflect the judiciary’s FY 2019 assumed appropriation.)

IV. Summary of Obligations

Courts of Appeals, District Courts and Other Judicial Services Defender Services Comparative Summary of Obligations by Category (\$000)				
Category	FY 2018 Actual	FY 2019 Assumed Obligations/ Appropriation	FY 2020 Request	Requested Increase/ Decrease
Compensation and Benefits	446,934	472,346	505,852	33,506
Rent, Communications and Utilities	49,807	52,709	55,353	2,644
Travel	13,804	14,662	15,415	753
Contractual Services (includes panel attorney payments)	442,223	472,344	491,864	19,520
Other (includes grants to Community Defender Organizations)	172,312	183,617	196,090	12,473
Total Obligations	1,125,080	1,195,678	1,264,574	68,896
Encumbered Carryforward	N/A	(1,288)	-	1,288
Total Obligations (Excluding Encumbered Carryforward)	1,125,080	1,194,390	1,264,574	70,184
Other Adjustments	(46,367)	(37,000)	(30,000)	7,000
Available Appropriation	1,078,713	1,157,390	1,234,574	77,184

V. Budget Request by Category



PAGE INTENTIONALLY LEFT BLANK



**Courts of Appeals, District Courts, and
Other Judicial Services
*Fees of Jurors and Commissioners***

FY 2020 Request	
	Discretionary FTE (\$000)
FY 2019 Assumed Appropriation	- 50,750
Adjustments to Base	- 1,101
Program Increases	- -
FY 2020 Appropriation Request	- 51,851

The judiciary requests \$51.9 million for Fees of Jurors and Commissioners in FY 2020, a 2.2 percent increase over the FY 2019 assumed discretionary appropriation. For this account, the FY 2019 appropriations assumption is \$50.8 million, which is the FY 2019 re-estimated requested appropriation. The FY 2020 request reflects the necessary adjustments to base to maintain current services.

Costs associated with this account can be unpredictable and are driven by the number of jury trials, the length of those trials, and statutory rates for reimbursement paid to jurors.

I. Discretionary Adjustments to Base

The FY 2020 request includes a net increase of \$1.1 million in adjustments to base associated with inflationary adjustments, and projected changes in juror days. This will allow the account to continue to pay for the statutory fees and expenses of grand and petit jurors and compensation of land commissioners in FY 2020. These adjustments include:

1. Inflationary adjustments: \$0.5 million

In addition to attendance fees, jurors also are reimbursed for certain expenses, including meals and lodging for sequestered jurors and transportation of juries to view evidence or crime scenes. Inflationary increases associated with these expenses are expected to total \$0.2 million for grand jurors and \$0.3 million for petit jurors in FY 2020.

2. Adjustment to base to FY 2019 requirements: \$1.1 million

The requested increase reflects a base increase to FY 2019 requirements in the petit juror program. The FY 2019 assumed level funds these requirements at a lower level than actual petit juror activity and revised, projected caseload anticipated in FY 2019.

3. Projected change in juror days: -\$0.4 million

Overall expenses for grand and petit jurors are expected to decrease by a \$0.4 million in FY 2020 based on the projected number of available grand and petit jurors.

II. Appropriations Language

**Courts of Appeals, District Courts, and Other Judicial Services
Fees of Jurors and Commissioners**

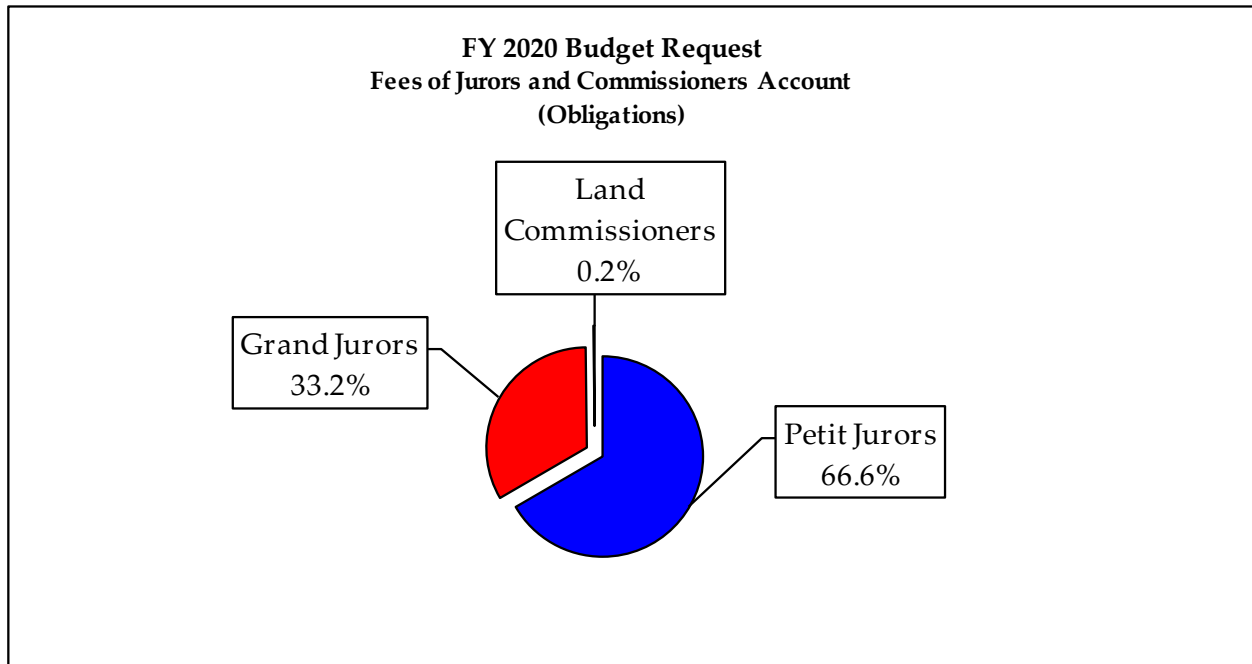
For fees and expenses of jurors as authorized by 28 U.S.C. 1871 and 1876; compensation of jury commissioners as authorized by 28 U.S.C. 1863; and compensation of commissioners appointed in condemnation cases pursuant to rule 71.1(h) of the Federal Rules of Civil Procedure (28 U.S.C. Appendix Rule 71.1(h)), [\$50,750,000]\$51,851,000, to remain available until expended: *Provided*, That the compensation of land commissioners shall not exceed the daily equivalent of the highest rate payable under 5 U.S.C. 5332.

(H.R. 6147 - Financial Services and General Government Appropriations Act, 2019, updated to reflect the judiciary’s FY 2019 assumed appropriation.)

III. Summary of Obligations

Courts of Appeals, District Courts and Other Judicial Services Fees of Jurors and Commissioners Comparative Summary of Obligations by Category (\$000)				
Category	FY 2018 Actual	FY 2019 Assumed Obligations/ Appropriation	FY 2020 Request	Requested Increase/ Decrease
Compensation and Benefits	24,000	24,280	23,888	(392)
Rent, Communications and Utilities	2,375	2,423	2,643	220
Travel	22,476	21,482	22,462	980
Other	2,319	3,565	3,858	293
Total Obligations	51,170	51,750	52,851	1,101
Other Adjustments	(226)	(1,000)	(1,000)	-
Available Appropriation	50,944	50,750	51,851	1,101

IV. Budget Request by Category



PAGE INTENTIONALLY LEFT BLANK



**Courts of Appeals, District Courts, and
Other Judicial Services
Court Security**

FY 2020 Request		
	Discretionary	
	FTE	(\$000)
FY 2019 Assumed Appropriation	75	607,275
Adjustments to Base	-	25,525
Program Increases	-	8,473
FY 2020 Appropriation Request	75	641,273

The judiciary requests \$641.3 million for Court Security in FY 2020, a 5.6 percent increase over the FY 2019 assumed discretionary appropriation. For this account, the FY 2019 appropriations assumption is \$607.3 million, which is the FY 2019 re-estimated requested appropriation. This FY 2020 request reflects the necessary adjustments to base to maintain current services. The request also includes program increases for the continued implementation of the physical access control systems (PACS) replacement strategy, security infrastructure and additional court security officers (CSOs) for new courthouses, the initial implementation of the video management system replacement strategy, the fourth year of the phased implementation of the revised CSO staffing standards, and additional district supervisor contractors.

The majority of the funding in this account is transferred to the U.S. Marshals Service, which is responsible for administering the Judicial Facility Security Program.

I. Discretionary Adjustments to Base

The Court Security account requests \$25.5 million for adjustments to base for pay and benefits, inflationary increases, and other adjustments to maintain current services in FY 2020. These adjustments include:

1. Pay and benefits increases: \$2.3 million

The increase accounts for the annualization of the assumed January 2019 pay adjustment, within-grade increases, changes in benefits rates, and one more compensable day.

2. Annualization of CSO positions (35): \$1.5 million

Funding is required to annualize costs for 35 additional CSO positions expected to be hired in FY 2019, based on the phased implementation of the revised CSO staffing standards.

3. FY 2020 CSO contract and wage rate adjustments: \$13.2 million

This increase provides for an average 3.0 percent wage adjustment for contract CSOs, as established by the U.S. Department of Labor and based on collective bargaining agreements.

4. Non-pay inflationary increase: \$0.9 million

An increase of \$0.9 million is requested for a 2.0 percent general inflationary increase for travel, supplies, equipment, and other contractual services (exclusive of CSO contracts).

5. GSA space rental increase: \$0.2 million

The request represents an inflationary increase and adjustments in the cost of GSA space rental charges for space for FY 2020.

6. Changes in Federal Protective Service security charges: \$2.1 million

The requested increase of \$2.1 million will fund basic and building-specific security expenses based on anticipated billings from the Department of Homeland Security Federal Protective Service (FPS). The total request for FPS charges is \$87.9 million in FY 2020, which is a 2.5 percent increase over the \$85.8 million projected for FY 2019.

(\$000)	FY 2019	FY 2020	Difference
Basic	33,000	34,691	1,691
Building-Specific	52,813	53,235	422
Total FPS	85,813	87,926	2,113

7. Adjustments to base for security systems and equipment: net \$5.3 million

The requested amount reflects a net increase of \$5.3 million in the court security systems and equipment acquisition plan (excluding proposed program increases). This includes \$5.6 million in increases for nationwide maintenance contract for existing security systems and equipment; CSO radios, accessories, repairs and over-the-air re-key; nationwide contract for vehicle barrier maintenance; other additional and replacement equipment; perimeter security improvements; and miscellaneous systems and equipment. An offsetting decrease of \$0.3 million is for cyclical replacement of x-ray screening equipment and walk-through metal detectors.

II. Program Increases

The FY 2020 request includes \$8.5 million for program increases. These increases include:

1. *Physical access control systems (PACS) replacement strategy: \$5.0 million*

The FY 2020 request includes an additional \$5.0 million to implement the PACS replacement strategy, for a total of \$32.0 million to replace PACS at significant risk of failure. The judiciary's strategy is to seek increases in PACS funding by approximately \$5 million each year from FY 2019 to FY 2022 to replace old and failing building access systems at court facilities nationwide.

2. *New courthouse construction projects*

a. *Security infrastructure for new courthouses: -\$9.0 million*

The FY 2020 request includes a decrease of \$12.4 million associated with non-recurring security requirements for new courthouse construction projects assumed to be funded in FY 2019. This is partially offset by an increase of \$3.4 million for new security systems and screening equipment at the new courthouse planned for Des Moines, IA.

b. *Additional CSOs (34) for new courthouses: \$1.7 million*

The FY 2020 request includes \$1.7 million for an additional 34 CSO positions for courthouses in Greenville, SC; Savannah, GA; Toledo, OH, and Nashville, TN. These positions are needed to adequately staff new courthouse construction projects that are projected to be open in FY 2020 or early FY 2021.

3. *Video management systems (VMS) replacement: \$6.3 million*

The FY 2020 request includes \$6.3 million to begin implementing a multi-year VMS replacement strategy. Based on initial estimates, the proposed VMS replacement plan would cost \$63.0 million over 10 years (\$6.3 million per year).

4. *Phased implementation of the new CSO staffing standards: \$4.0 million*

The FY 2020 request includes \$4.0 million for an additional 69 CSO positions. With this request, the phased implementation of the new staffing standards will be 70 percent complete.

5. *Additional district supervisors: \$0.6 million*

The FY 2020 request includes \$0.6 million for 11 additional district supervisors (contractors) to support the CSO program. The current CSO contract assigns only one district supervisor to each district throughout the nation. The additional positions would be assigned to districts with many facilities, districts covering a wide geographic area, and/or districts with a large CSO workforce.

III. Appropriations Language

Courts of Appeals, District Courts, and Other Judicial Services Court Security (Including Transfers of Funds)

For necessary expenses, not otherwise provided for, incident to the provision of protective guard services for United States courthouses and other facilities housing Federal court operations, and the procurement, installation, and maintenance of security systems and equipment for United States courthouses and other facilities housing Federal court operations, including building ingress-egress control, inspection of mail and packages, directed security patrols, perimeter security, basic security services provided by the Federal Protective Service, and other similar activities as authorized by section 1010 of the Judicial Improvement and Access to Justice Act (Public Law 100-702), [~~\$607,275,000~~]~~\$641,273,000~~, of which not to exceed \$20,000,000 shall remain available until expended, to be expended directly or transferred to the United States Marshals Service, which shall be responsible for administering the Judicial Facility Security Program consistent with standards or guidelines agreed to by the Director of the Administrative Office of the United States Courts and the Attorney General.

(H.R. 6147 - Financial Services and General Government Appropriations Act, 2019, updated to reflect the judiciary's FY 2019 assumed appropriation.)

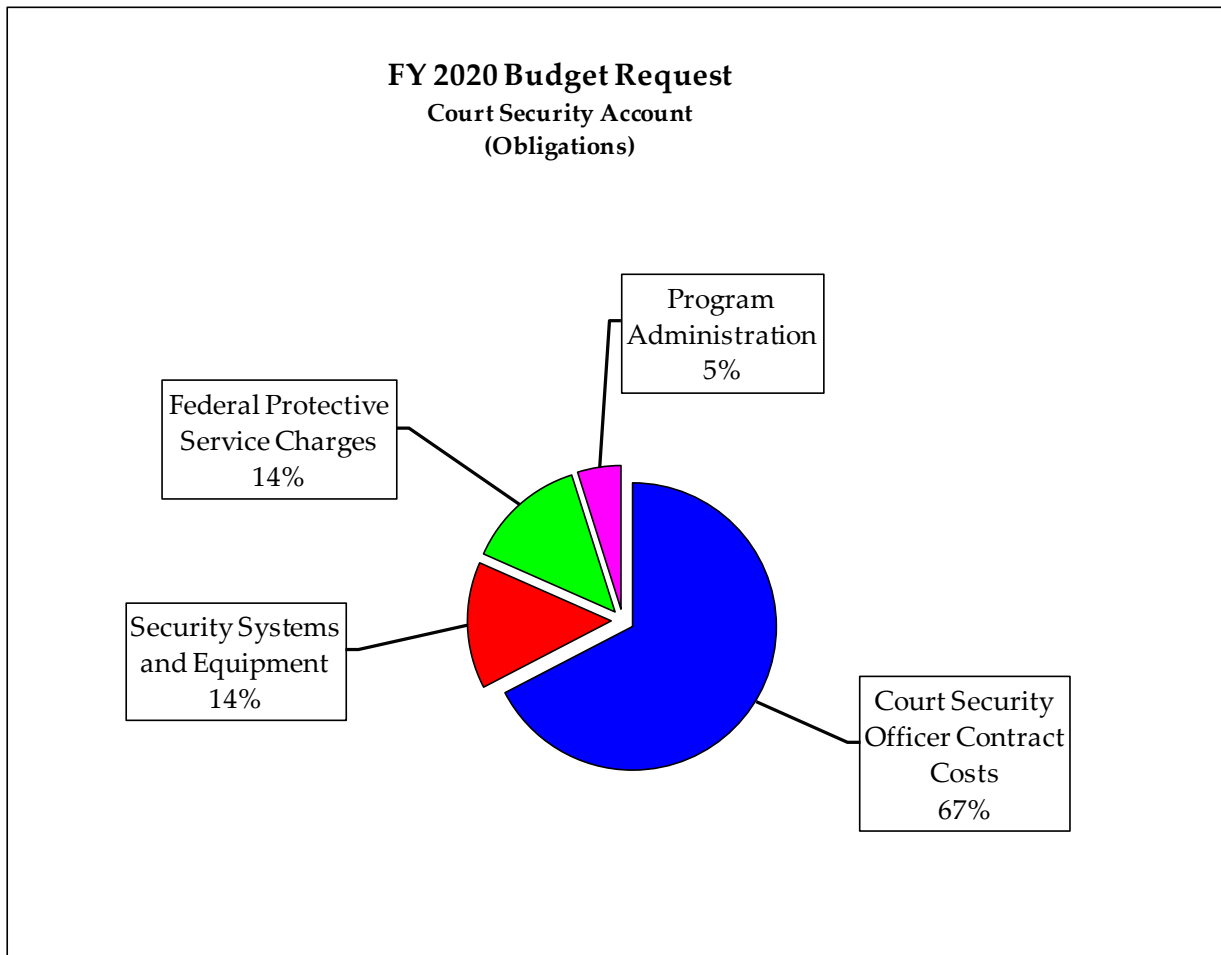
IV. Summary of Obligations

Courts of Appeals, District Courts and Other Judicial Services Court Security Comparative Summary of Obligations by Category (\$000)				
Category	FY 2018 Actual	FY 2019 Assumed Obligations/ Appropriation	FY 2020 Request	Requested Increase/ Decrease
Compensation and Benefits	9,181	11,445	11,979	534
Rent, Communications and Utilities	7,587	7,569	7,730	161
Travel	602	431	498	67
Court Security Officers Contract	392,476	416,434	438,748	22,314
Federal Protective Service Charges	82,169	85,813	87,926	2,113
Other	86,987	95,632	104,392	8,760
Total Obligations	579,002	617,324	651,273	33,949
Other Adjustments	7,997	(10,049)	(10,000)	49
Available Appropriation	586,999	607,275	641,273	33,998

V. Summary of Requirements and Financing

Court Security - Summary of Requirements and Financing								
	Court Security Officers (CSOs)		Security Systems/Equip.	FPS Provided Security	Program Administration		Total	
	CSOs	(\$000)	(\$000)	(\$000)	FTE	(\$000)	FTE	(\$000)
FY 2019 Assumed Financial Obligations	4,411	416,434	99,424	85,813	75	31,706	75	633,377
Less: Encumbered Carryforward from FY 2017	-	-	(14,328)	-	-	(1,725)	-	(16,053)
FY 2019 Assumed Financial Obligations less Encumbered Carryforward	4,411	416,434	85,096	85,813	75	29,981	75	617,324
Less: Judiciary Information Technology Fund (JITF)	-	-	-	-	-	(49)	-	(49)
Less: Unencumbered Carryforward from FY 2019	-	-	(10,000)	-	-	-	-	(10,000)
Total FY 2019 Assumed Appropriation	4,411	416,434	75,096	85,813	75	29,932	75	607,275
FY 2020 Appropriations Increases/Decreases	103	22,314	7,733	2,113	-	1,838	-	33,998
Total FY 2020 Request	4,514	438,748	82,829	87,926	75	31,770	75	641,273

VI. Budget Request by Category



PAGE INTENTIONALLY LEFT BLANK



Administrative Office of the U.S. Courts
Salaries and Expenses

FY 2020 Request		
	Discretionary	
	FTE	(\$000)
FY 2019 Assumed Appropriation	622	92,693
Adjustments to Base	-	3,888
Program Increases	2	364
FY 2020 Appropriation Request	624	96,945

The Administrative Office of the U.S. Courts (AO) requests \$96.9 million in FY 2020, a 4.6 percent increase over the FY 2019 assumed discretionary appropriation. For this account, the FY 2019 appropriations assumption is \$92.7 million, which is the FY 2019 re-estimated requested appropriation. The FY 2020 request reflects the necessary adjustments to base to maintain current services and a program increase to expand the Office of Judicial Integrity.

In addition to the appropriation provided by Congress, the AO receives non-appropriated funds from sources such as fee collections and carryover balances to offset its appropriation requirements. The AO also receives reimbursements from other judiciary accounts for information technology development and services that are in direct support of the courts, the court security program, and defender services.

I. Discretionary Adjustments to Base

The AO requests \$3.9 million in adjustments to base in FY 2020 for standard pay, benefit, and other inflationary adjustments.

II. Program Increases

Expand Office of Judicial Integrity: \$0.4 million and 2 FTE

The Office of Judicial Integrity was established in FY 2018 to provide counseling and assistance regarding workplace conduct to all judiciary employees. The first judicial integrity officer was named in December 2018. This request provides \$0.4 million for the full-year salaries, benefits, and expenses of two staff positions to expand the office.

III. Appropriations Language

Administrative Office of the United States Courts Salaries and Expenses

For necessary expenses of the Administrative Office of the United States Courts as authorized by law, including travel as authorized by 31 U.S.C. 1345, hire of a passenger motor vehicle as authorized by 31 U.S.C. 1343(b), advertising and rent in the District of Columbia and elsewhere, [\$92,693,000] \$96,945,000, of which not to exceed \$8,500 is authorized for official reception and representation expenses.

(H.R. 6147 - Financial Services and General Government Appropriations Act, 2019, updated to reflect the judiciary's FY 2019 assumed appropriation.)

IV. Summary of Obligations

Administrative Office of the U.S. Courts Comparative Summary of Obligations by Category (\$000)				
Category	FY 2018 Actual	FY 2019 Assumed Obligations/ Appropriation	FY 2020 Request	Requested Increase/ Decrease
Compensation and Benefits	181,806	208,698	223,479	14,781
Rent, Communications and Utilities	471	603	613	10
Travel	1,696	1,707	1,741	34
Other	13,157	11,089	7,881	(3,208)
Total Obligations	197,130	222,097	233,714	11,617
Other Adjustments	(21,976)	(24,602)	(21,140)	3,462
Reimbursable Program	(84,731)	(104,802)	(115,629)	(10,827)
Available Appropriation	90,423	92,693	96,945	4,252



Federal Judicial Center
Salaries and Expenses

FY 2020 Request		
	Discretionary	
	FTE	(\$000)
FY 2018 Assumed Appropriation	128	29,819
Adjustments to Base	-	917
Program Increases	-	-
FY 2019 Appropriation Request	128	30,736

The Federal Judicial Center (FJC) requests \$30.7 million in FY 2020, a 3.1 percent increase over the FY 2019 assumed discretionary appropriation. For this account, the FY 2019 appropriations assumption is \$29.8 million, which is the same as the FY 2019 House mark and the FY 2019 Senate mark. This request reflects the necessary adjustments to base to maintain current services. The FJC requests no program increases for FY 2020.

The FJC, which is the research and education arm of the Third Branch, provides judges and other judiciary personnel with education and training on legal developments and efficient litigation management and court administration. As such, its workload is derived in large part by the population of the courts.

I. Discretionary Adjustments to Base

The Federal Judicial Center requests \$0.9 million in adjustments to base for increases to standard pay, benefit, and other inflationary adjustments.

II. Appropriations Language

Federal Judicial Center
Salaries and Expenses

For necessary expenses of the Federal Judicial Center, as authorized by Public Law 90-219, [2020]2021, to provide education and training to Federal court personnel; and of which not to exceed \$1,500 is authorized for official reception and representation expenses.

(H.R. 6147 - Financial Services and General Government Appropriations Act, 2019, updated to reflect the judiciary's FY 2019 assumed appropriation.)

III. Summary of Obligations

Federal Judicial Center Comparative Summary of Obligations by Category (\$000)				
Category	FY 2018 Actual	FY 2019 Assumed Obligations/ Appropriation	FY 2020 Request	Requested Increase/ Decrease
Compensation and Benefits	19,777	20,614	21,344	730
Rent, Communications and Utilities	504	578	590	12
Travel	5,972	6,477	6,576	99
Other	3,868	2,995	2,616	(379)
Total Obligations	30,121	30,664	31,126	462
Other Adjustments	(856)	(845)	(390)	455
Available Appropriation	29,265	29,819	30,736	917



United States Sentencing Commission
Salaries and Expenses

FY 2020 Request		
	Discretionary	
	FTE	(\$000)
FY 2019 Assumed Appropriation	95	18,548
Adjustments to Base	-	717
Program Increases	-	-
FY 2020 Appropriation Request	95	19,265

The United States Sentencing Commission (the Commission) requests \$19.3 million in FY 2020, a 3.9 percent increase over the FY 2019 assumed discretionary appropriation. For this account, the FY 2019 appropriations assumption is \$18.5 million, which is the same as the FY 2019 House mark and FY 2019 Senate mark. The FY 2020 request reflects the necessary adjustments to base to maintain current services. The Commission requests no program increases for FY 2020.

The Commission’s duties are to review and revise the sentencing guidelines regularly, collect data from federal sentencing courts, analyze these data to provide meaningful information on federal sentencing practices, and provide extensive training to guideline users.

I. Discretionary Adjustments to Base

The Commission requests \$0.7 million in adjustments to base for increases to standard pay, benefit, and other inflationary adjustments.

II. Appropriations Language

United States Sentencing Commission
Salaries and Expenses

For the salaries and expenses necessary to carry out the provisions of chapter 58 of title 28, United States Code, [~~\$18,548,000~~]*\$19,265,000*, of which not to exceed \$1,000 is authorized for official reception and representation expenses.

(H.R. 6147 - Financial Services and General Government Appropriations Act, 2019, updated to reflect the judiciary’s FY 2019 assumed appropriation)

III. Summary of Obligations

United States Sentencing Commission Comparative Summary of Obligations by Category (\$000)				
Category	FY 2018 Actual	FY 2019 Assumed Obligations/ Appropriation	FY 2020 Request	Requested Increase/ Decrease
Compensation and Benefits	13,398	15,336	16,000	664
Rent, Communications and Utilities	29	29	27	(2)
Travel	412	335	343	8
Other	4,723	4,517	2,895	(1,622)
Total Obligations	18,562	20,217	19,265	(952)
Other Adjustments	137	(1,669)	-	1,669
Available Appropriation	18,699	18,548	19,265	717

Title III Administrative Provisions – The Judiciary

Note: In the absence of enacted FY 2019 full year appropriations, the judiciary built its FY 2020 language requests using the House-passed version of the FY 2019 Financial Services and General Government (FSGG) bill. Therefore, the bracketed and italicized changes reflected below are being made to FY 2019 language as it appears in H.R. 6147.

SEC. 301. Appropriations and authorizations made in this title which are available for salaries and expenses shall be available for services as authorized by 5 U.S.C. 3109.

SEC. 302. Not to exceed 5 percent of any appropriation made available for the current fiscal year for the Judiciary in this Act may be transferred between such appropriations, but no such appropriation, except “Courts of Appeals, District Courts, and Other Judicial Services, Defender Services” and “Courts of Appeals, District Courts, and Other Judicial Services, Fees of Jurors and Commissioners”, shall be increased by more than 10 percent by any such transfers: *Provided*, That any transfer pursuant to this section shall be treated as a reprogramming of funds under sections 604 and 608 of this Act and shall not be available for obligation or expenditure except in compliance with the procedures set forth in section 608.

SEC. 303. Notwithstanding any other provision of law, the salaries and expenses appropriation for “Courts of Appeals, District Courts, and Other Judicial Services” shall be available for official reception and representation expenses of the Judicial Conference of the United States: *Provided*, That such available funds shall not exceed \$11,000 and shall be administered by the Director of the Administrative Office of the United States Courts in the capacity as Secretary of the Judicial Conference.

SEC. 304. Section 3315(a) of title 40, United States Code, shall be applied by substituting “Federal” for “executive” each place it appears.

SEC. 305. In accordance with 28 U.S.C. 561–569, and notwithstanding any other provision of law, the United States Marshals Service shall provide, for such courthouses as its Director may designate in consultation with the Director of the Administrative Office of the United States Courts, for purposes of a pilot program, the security services that 40 U.S.C. 1315 authorizes the Department of Homeland Security to provide, except for the services specified in 40 U.S.C. 1315(b)(2)(E). For building-specific security services at these courthouses, the Director of the Administrative Office of the United States Courts shall reimburse the United States Marshals Service rather than the Department of Homeland Security.

SEC. 306. (a) Section 203(c) of the Judicial Improvements Act of 1990 (Public Law 101–650; 28 U.S.C. 133 note), is amended in the second sentence (relating to the District of Kansas) following paragraph (12), by striking “[27]28 years and 6 months” and inserting “[28]29 years and 6 months”.

(b) Section 406 of the Transportation, Treasury, Housing and Urban Development, the Judiciary, the District of Columbia, and Independent Agencies Appropriations Act, 2006 (Public Law 109–115; 119 Stat. 2470; 28 U.S.C. 133 note) is amended in the second sentence (relating to the eastern District of Missouri) by striking “[25]26 years and 6 months” and inserting “[26]27 years and 6 months”.

(c) Section 312(c)(2) of the 21st Century Department of Justice Appropriations Authorization Act (Public Law 107–273; 28 U.S.C. 133 note), is amended—

(1) in the first sentence by inserting after “except in the case of” the following: “the northern district of Alabama,”;

(2) in the first sentence by inserting after “the central district of California” the following: “;”;

(3) in the first sentence by striking “[16]17 years” and inserting “[17]18 years”;

(4) by adding at the end of the first sentence the following: “The first vacancy in the office of district judge in the district of Alabama occurring 16 years or more after the confirmation of the judge named to fill the temporary district judgeship created in that district by this subsection, shall not be filled.”;

(5) in the third sentence (relating to the central District of California), by striking “[15]16 years and 6 months” and inserting “[16]17 years and 6 months”; and

(6) in the fourth sentence (relating to the western district of North Carolina), by striking “[14]15 years” and inserting “[15]16 years”.

This title may be cited as the “Judiciary Appropriations Act, [2019]2020”.

Explanation of Changes

Revised Section 306: This language extends for 12 months the authorizations of eight temporary district judgeships that are assumed to be extended in FY 2019 and whose authorizations will then expire on a rolling basis between April and September of FY 2020. The language assumes the extension of only those temporary district judgeships reflected in the most recent judgeship recommendations of the Judicial Conference.



Judicial Retirement Funds
Payment to Judiciary Trust Funds

FY 2020 Request	
	Mandatory FTE (\$000)
FY 2019 Assumed Appropriation	- 211,700
Adjustments to Base	- 28,400
FY 2020 Appropriation Request	- 240,100

The judiciary requests \$240.1 million in mandatory appropriations for the Judicial Retirement Funds in FY 2020, a 13.4 percent increase over the FY 2019 assumed appropriation.

The Payment to the Judiciary Trust Funds is a mandatory account and is divided among three trust funds that finance payments to (1) retired bankruptcy and magistrate judges, (2) retired Court of Federal Claims judges, and (3) spouses and dependent children of deceased judicial officers. The appropriation requirements are calculated annually by an enrolled actuary pursuant to 31 U.S.C. 9503.

I. Mandatory Adjustments to Base

Based on independent actuarial calculations, a net increase of \$28.4 million is required for this account for FY 2020.

II. Appropriations Language

Sec. [619]___. (a) There are appropriated for the following activities the amounts required under current law:

(1) Compensation of the President (3 U.S.C. 102).

(2) Payments to--

(A) the Judicial Officers' Retirement Fund (28 U.S.C. 377(o));

(B) the Judicial Survivors' Annuities Fund (28 U.S.C. 376(c)); and

(C) the United States Court of Federal Claims Judges' Retirement Fund (28 U.S.C. 178(l)).

(3) Payment of Government contributions--

(A) with respect to the health benefits of retired employees, as authorized by chapter 89 of title 5, United States Code, and the Retired Federal Employees Health Benefits Act (74 Stat. 849); and

(B) with respect to the life insurance benefits for employees retiring after December 31, 1989 (5 U.S.C. ch. 87).

(4) Payment to finance the unfunded liability of new and increased annuity benefits under the Civil Service Retirement and Disability Fund (5 U.S.C. 8348).

(5) Payment of annuities authorized to be paid from the Civil Service Retirement and Disability Fund by statutory provisions other than subchapter III of chapter 83 or chapter 84 of title 5, United States Code.

(b) Nothing in this section may be construed to exempt any amount appropriated by this section from any otherwise applicable limitation on the use of funds contained in this Act.

(H.R. 6147 - Financial Services and General Government Appropriations Act, 2019)

III. Summary of Obligations

Judicial Retirement Funds				
Comparative Summary of Obligations by Category				
(\$000)				
Category	FY 2018 Actual	FY 2019 Assumed Obligations/ Appropriations	FY 2020 Request	Requested Increase/ Decrease
Other - Judicial Officers' Retirement Fund	160,700	181,300	203,900	22,600
Other - Judicial Survivors' Annuities Fund	28,600	26,000	32,400	6,400
Other - United States Court of Federal Claims Judges' Retirement Fund	5,700	4,400	3,800	(600)
Total Obligations/Appropriations	195,000	211,700	240,100	28,400

Judiciary Space Priorities
for the
Fiscal Year 2020 Budget Request

PAGE INTENTIONALLY LEFT BLANK

Courthouse Construction

The federal courthouse construction program is jointly administered by the judiciary and General Services Administration (GSA). The judiciary establishes priorities for courthouse construction projects and sets the housing requirements for each project to ensure that completed facilities meet the needs of the courts. GSA, as the holder of real property authority, secures the funding for courthouse construction and completes design and construction work on the facilities themselves.

The judiciary sets forth its priorities for courthouse construction funding on its Federal Judiciary Courthouse Project Priorities (*CPP*) list. The *CPP* is divided into two parts. Part I consists of the judiciary's highest courthouse construction funding priorities for the budget year. Part II identifies outyear courthouse construction priorities.

Management of Fiscal Year 2016 Funding

In FY 2016, Congress provided \$948 million to GSA for the construction of courthouses on the judiciary's *CPP* list, as approved by the Judicial Conference in September 2015. Consistent with congressional intent, this FY 2016 courthouse construction funding is being used to fully fund eight projects: Nashville, Tennessee; Toledo, Ohio; Charlotte, North Carolina; Des Moines, Iowa; Greenville, South Carolina; Anniston, Alabama; Savannah, Georgia; and San Antonio, Texas. Partial funding was also provided for Harrisburg, Pennsylvania. Congress also provided \$53 million for GSA for new construction and acquisition of federal buildings that jointly house U.S. courthouses and other federal agencies in Greenville, Mississippi, and Rutland, Vermont. Joint courthouse/federal building projects are prioritized by GSA and do not appear on the judiciary's *CPP*. All the courthouse projects have been authorized by both the House Committee on Transportation and Infrastructure and the Senate Committee on the Environment and Public Works.

Each of these projects is in a different stage of development and construction. The AO continues to engage with GSA, USMS, and other Executive Branch stakeholders to ensure that additional milestones are reached, and projects remain on track. These activities include regular coordination and project status meetings; the development of a communications and program management plan; establishment of a National Courthouse Change Management Board to provide key oversight of the changes impacting scope, schedule, and budget; and the deployment of a program management dashboard to track progress. Ongoing coordination continues among judiciary stakeholders to address issues impacting the portfolio including risks, policies, and best practices.

Management of Fiscal Year 2018 Funding

In FY 2018, Congress provided the remainder of funding needed to complete the project in Harrisburg, Pennsylvania (\$137.2 million), as well as complete construction funding for two additional projects: Huntsville, Alabama (\$110.0 million), and Fort Lauderdale, Florida (\$190.1 million). Both the Huntsville and Fort Lauderdale projects are awaiting congressional authorization.

Update to the *CPP*

In September 2018, the Judicial Conference of the United States approved an updated *CPP* list for FY 2020 and beyond. The approved *CPP* reflects the removal of Harrisburg, Pennsylvania, Huntsville, Alabama, and Fort Lauderdale, Florida, from Part I since they were funded in FY 2018. Further, two new locations were added to the *CPP* – Hartford, Connecticut, and Greensboro/Winston-Salem, North Carolina. Based on the judiciary’s Asset Management Planning (AMP) process, Urgency Evaluation scores, and the recommendations in each project’s completed GSA feasibility study, Hartford, Connecticut, was added to Part I of the *CPP*, and Greensboro/Winston-Salem, North Carolina, was added to Part II. In addition, one project was moved up from Part II to Part I – Chattanooga, Tennessee. For FY 2020, Part I of the *CPP* includes two projects:

- Hartford, Connecticut – \$271.2 million for site acquisition, design, and construction
- Chattanooga, Tennessee – \$189.1 million for site acquisition, design, and construction

Judiciary Capital Security Program

FY 2020 Request	
Courthouse Project	(\$000)
Theodore Levin U.S. Courthouse, Detroit, Michigan	11,600
U.S Courthouse, Augusta, Georgia	19,800
FY 2020 Request	31,400

The Capital Security Program (CSP) is funded as a Special Emphasis Program within GSA’s Federal Buildings Fund. The CSP provides funding to address serious security deficiencies in existing courthouse buildings where physical renovations are viable in lieu of constructing a new courthouse.

Fiscal Year 2020 Projects

The judiciary requests \$31.4 million in FY 2020 for GSA to address security deficiencies at existing courthouses through the CSP. This request is based on an assumption that the CSP will receive no appropriations in FY 2019. FY 2020 funds are requested for the following projects¹:

1. Theodore Levin U.S. Courthouse, Detroit, Michigan. \$11.6 million

The Levin Courthouse was constructed in 1934 and is listed on the National Register of Historic Places. The 402,935 usable square feet, ten-story plus basement structure houses 13 courtrooms and 13 chambers. Security deficiencies at this courthouse will be partially addressed by constructing an enclosed USMS sally port, adding a visitor access enclosure, providing courtroom holding cells on two floors, and incorporating a detention grade elevator cab in the existing shared freight elevator shaft to provide improved prisoner movement. This project was requested in FY 2019 but is assumed to be unfunded in that year.

2. U.S. Courthouse, Augusta, Georgia: \$19.8 million

The U.S. Courthouse in Augusta was constructed in 1916 and expanded in 1930. It is listed on the National Register of Historic Places. The 28,321 useable square feet, three-story plus basement structure houses two courtrooms, one hearing room, and three chambers. Security deficiencies at this courthouse will be addressed by replacing an existing open air carport with an enclosed USMS sally port and separate judges’ parking

¹ All project cost estimates are subject to verification by GSA. In addition, the actual projects funded and the dollar amounts associated with each project may change depending on the amount appropriated for the CSP and the most recent cost estimates available at the time of appropriation.

area, enlarging/reconfiguring the existing security screening queuing area, providing a dedicated judges' elevator and a dedicated prisoner elevator, reconfiguring the first floor to provide secure and restricted circulation paths for prisoners and judges, and constructing a new prisoner movement circulation corridor over the first-floor roof to provide secure circulation on the second floor. This project was requested in FY 2019 but is assumed to be unfunded in that year.